






Potato Exports

Total Value of Potato Exports 2024	Total Value of Potato Exports 2023	Change from Previous Year
\$935.95 M	\$913.12 M	2.50 % 
Processed Potato Export Value 2024	Processed Potato Export Value 2023	Change from Previous Year
\$745.79 M	\$682.82 M	9.22% 
Fresh Potato Export Value 2024	Fresh Potato Export Value 2023	Change from Previous Year
\$228.85 M	\$188.50 M	-17.63% 

Highlights:

- In 2024, potatoes were the number one source of farm revenue from crops on Prince Edward Island (PEI).
- The PEI potato sector is very export oriented.
- The PEI potato sector is highly diverse, supplying seed potatoes, table potatoes, and processed potatoes to other Canadian provinces and globally.
- Potato sales represent about 88.73% of PEI's total international agriculture and agri-food exports.
- In 2024, PEI's potatoes and potato products were shipped to more than 25 countries around the world.
- The United States is the major destination for PEI potatoes, accounting for 91.83% of PEI's total potato exports.



PEI Potato and Potato Products Export,
2019-2024

Data Source: Global Trade Tracker (2025).



Visit PrinceEdwardIsland.ca/AgricultureStats
for a list of available reports

Email: DeptAg@gov.pe.ca
Tel: (902) 368-4880

International exports of fresh or chilled potatoes (in Canadian dollars)
Prince Edward Island

2022		2023		2024	
Country	Value (CAD\$)	Country	Value (CAD\$)	Country	Value (CAD\$)
United States	\$115,150,698	United States	\$192,351,848	United States	\$152,929,912
Indonesia	\$6,697,126	Indonesia	\$8,450,904	Trinidad and Tobago	\$9,598,502
Trinidad and Tobago	\$3,922,861	Dominican Republic	\$8,282,755	Indonesia	\$7,944,604
Dominican Republic	\$3,876,649	Trinidad and Tobago	\$6,827,312	Dominican Republic	\$5,958,359
Thailand	\$3,504,924	Guatemala	\$5,745,044	Guatemala	\$3,365,437
Guatemala	\$1,752,785	Thailand	\$2,276,421	Thailand	\$3,135,480
Costa Rica	\$1,314,037	Bahamas	\$1,498,509	Barbados	\$1,781,813
Bahamas	\$1,129,897	Costa Rica	\$1,234,966	Costa Rica	\$1,180,185
Saint Lucia	\$1,072,502	Barbados	\$581,855	Jamaica	\$1,032,708
Panama	\$664,114	Jamaica	\$530,636	Saint Lucia	\$718,708
Sub-total	\$139,085,593	Sub-total	\$227,780,250	Sub-total	\$187,645,708
Others	\$317,516	Others	\$1,069,530	Others	\$853,092
Total All Countries	\$139,403,109	Total All Countries	\$228,849,780	Total All Countries	\$188,498,800

Data Source: Statistics Canada. Trade Data Online

HS Code: 070190 - Potatoes, fresh or chilled, nes



Visit PrinceEdwardIsland.ca/AgricultureStats
for a list of available reports

Email: DeptAg@gov.pe.ca
Tel: (902) 368-4880

International exports of preserved or processed potatoes (in Canadian dollars)
Prince Edward Island

2022		2023		2024	
Countries	Value (CAD\$)	Countries	Value (CAD\$)	Countries	Value (CAD\$)
United States	\$484,816,947	United States	\$649,729,143	United States	\$706,563,148
Panama	\$6,201,936	Panama	\$8,154,184	Panama	\$12,876,069
Jamaica	\$3,369,664	Trinidad and Tobago	\$4,094,342	Trinidad and Tobago	\$3,915,215
Taiwan	\$3,147,619	Taiwan	\$3,260,094	Jamaica	\$3,654,465
Trinidad and Tobago	\$3,032,913	Jamaica	\$2,314,155	Taiwan	\$3,134,389
Bahamas	\$1,421,898	Bahamas	\$2,211,541	Bahamas	\$2,621,232
Barbados	\$1,418,870	Saudi Arabia	\$1,559,515	Barbados	\$1,800,488
Singapore	\$1,351,748	Cayman Islands	\$1,361,839	Cayman Islands	\$1,342,278
Japan	\$968,732	Singapore	\$1,311,238	Costa Rica	\$1,304,113
Philippines	\$948,600	Barbados	\$1,245,949	Singapore	\$1,148,572
Sub-total	\$506,678,927	Sub-total	\$675,242,000	Sub-total	\$738,359,969
Others	\$5,748,430	Others	\$7,579,944	Others	\$7,429,973
Total All Countries	\$512,427,357	Total All Countries	\$682,821,944	Total All Countries	\$745,789,942

Data Source: Global Trade Tracker (2025).

HS Codes: 110510, flour, meal and powder of potatoes; 110520, flakes, granules and pellets of potatoes; 110813, potato starch; 200410, potatoes, prepared or preserved otherwise than by vinegar or acetic acid, frozen; 200520, potatoes, prepared or preserved otherwise than by vinegar or acetic acid (excl. frozen); 071010, potatoes, uncooked or cooked by steaming or by boiling in water, frozen.



Visit PrinceEdwardIsland.ca/AgricultureStats
for a list of available reports

Email: DeptAg@gov.pe.ca
Tel: (902) 368-4880

**International exports of seed potatoes (in Canadian dollars)
Prince Edward Island**

2022		2023		2024	
Country	Value (CAD\$)	Country	Value (CAD\$)	Country	Value (CAD\$)
Thailand	\$531,654	Thailand	\$1,453,262	Thailand	\$1,583,550
Uruguay	\$70,271	---	---	Vietnam	\$74,348
Sub-total	\$601,925	Sub-total	\$1,453,262	Sub-total	\$1,657,898
Others	---	Others	---	Others	---
Total All Countries	\$601,925	Total All Countries	\$1,453,262	Total All Countries	\$1,657,898

Data Source: Statistics Canada. Trade Data Online

HS Code: 070110 - potatoes seed, fresh or chilled

**Export value and share of PEI's fresh or chilled and processed potato and potato products, 2024
Prince Edward Island**

Potato products	Value (CAD\$)	Share of total fresh or chilled and processed potato products exports (%)
Fresh or chilled potatoes	\$188,498,800	20.14%
Prepared or preserved potatoes	\$740,870,445	79.16%
Seed potatoes	\$1,657,898	0.18%
Potato flakes	\$1,413,054	0.15%
Starch, flour, meal and powder of potatoes	\$3,506,443	0.37%
Total	\$935,946,640	100.00%

Data Source: Global Trade Tracker (2025).



Visit PrinceEdwardIsland.ca/AgricultureStats
for a list of available reports

Email: DeptAg@gov.pe.ca
Tel: (902) 368-4880