

Department of Transportation and Infrastructure

Annual Report

2023-2024





The Honourable Wassim Salamoun
Lieutenant Governor of Prince Edward Island

May It Please Your Honour:

I respectfully submit herewith, for the information of Your Honour and the Legislature of Prince Edward Island, the Annual Report of the Department of Transportation and Infrastructure for the period April 1, 2023 to March 31, 2024.

Respectfully submitted,

A handwritten signature in blue ink, reading "Ernie Hudson".

Hon. Ernie Hudson
Minister



The Honourable Ernie Hudson, Minister
Department of Transportation and Infrastructure
Province of Prince Edward Island

Sir:

I am pleased to submit to you the Annual Report of the Department of Transportation and Infrastructure for the period April 1, 2023 to March 31, 2024.

The activities of the respective divisions are recounted in the following pages of the Report.

Respectfully submitted,

A handwritten signature in blue ink, appearing to read "Brian Matheson".

Brian Matheson
Deputy Minister

Contents

DEPARTMENT OF TRANSPORTATION AND INFRASTRUCTURE	1
Mandate, Mission, and Vision	1
Legislative Responsibilities	2
Personnel.....	3
Personnel (continued).....	4
CORPORATE SERVICES DIVISION	5
Finance.....	5
Human Resources.....	6
HIGHWAY SAFETY DIVISION	6
Driver Records Section	7
Safety Section	20
PUBLIC WORKS AND PLANNING DIVISION	25
Building Design and Construction	26
Building Maintenance and Accommodations	32
LAND AND ENVIRONMENT DIVISION	38
Environmental Management Section.....	39
Office of the Provincial Chief Surveyor	48
Properties Section	50
CAPITAL PROJECTS DIVISION	58
Chief Engineer's Report.....	58
Materials and Soils Section.....	67
Bridges	69
Highway Design	71
Traffic Control.....	73
HIGHWAY MAINTENANCE DIVISION	78
Highway Maintenance Activities	87
Mechanical Branch	115
INFRASTRUCTURE, POLICY AND PLANNING	119
Policy and Planning	119
Infrastructure Secretariat	120
SERVICE PEI	133
Statement of Ordinary Expenditures	136
Statement of Capital Expenditures	168

DEPARTMENT OF TRANSPORTATION AND INFRASTRUCTURE

MANDATE, MISSION, AND VISION

Mandate

Through the provision of essential transportation and infrastructure systems and services, the Department is committed to improving safety for citizens, contributing to the quality of life on PEI, and enabling the provincial economy.

To accomplish this Mandate, the Department:

- *Provides quality and timely advice to the Government of Prince Edward Island on all matters related to transportation and infrastructure services;*
- *Maintains the provincial highway network to the highest standard through construction and maintenance of the network in the safest, most cost effective, and environmentally responsible manner possible;*
- *Establishes partnerships with all levels of Government and other jurisdictions to secure funding and develop agreements that synchronize with the Province's transportation, infrastructure and service priorities;*
- *Provides quality services to Government in the areas of building construction, Crown land management, building maintenance and accommodations; and,*
- *Pursues policies and strategic initiatives to sustain and enhance the Province's economic growth and development.*

Mission

Serve the public and Government by providing professional services to develop, deliver, operate and maintain public infrastructure in a manner that emphasizes quality, safety, cost-effectiveness and environmental responsibility.

Vision

Transportation and Infrastructure— Leading in the Delivery of Safe and Efficient Infrastructure and Services.

LEGISLATIVE RESPONSIBILITIES

2023-2024

- *Applied Science and Engineering Technicians and Technologists Act*
- *Crown Building Corporation Act*
- *Dangerous Goods (Transportation) Act*
- *Engineering Profession Act*
- *Expropriation Act*
- *Highway Signage Act*
- *Highway Traffic Act*
- *Land Survey Act*
- *Land Surveyors Act*
- *Off-Highway Vehicle Act*
- *Public Works Act*
- *Roads Act*
- *Trails Act*

PERSONNEL 2023-2024

MINISTER

Administrative Assistant

Hon. Ernie Hudson

Bonnie MacDonald

DEPUTY MINISTER

Administrative Assistant

Brian Matheson

Mary Ann MacKay

CORPORATE SERVICES

Finance

Human Resources

Wendy MacDonald, Director

Wendy MacDonald, CPA, CA

Erin Gauthier, HR Manager

SERVICE PEI

Contact PEI – Senior Manager

Service Experience – Senior Manager

Access PEI – Senior Manager

Access Manager, Eastern PEI

Access Manager, Charlottetown

Access Manager, Summerside

Access Manager, Western PEI

Mark Arsenault, Director

Lori Deveaux-MacKinnon

Julia Wagner

Tyler Ross

Tracey Handrahan

Monica McKay

Leah Smallwood

Mark Roberts

HIGHWAY SAFETY

Highway Safety Operations

Register of Motor Vehicles

Deputy Registrar, Charlottetown

Deputy Registrar, Summerside

Graham Miner, Director

Graham Miner

John Flood

Tyler Dingwell - Acting

Kenneth Costello - Acting

PUBLIC WORKS AND PLANNING

Building Design and Construction

Maintenance and Accommodations

Adam Clark, Director

Tyler Richardson

Holly Hinds

INFRASTRUCTURE, POLICY AND PLANNING

Infrastructure Provincial Manager

Policy and Planning

Paul Godfrey, Director

Darlene Rhodenizer

Paul Godfrey

LAND AND ENVIRONMENT

Provincial Chief Surveyor

Manager of Provincial Lands

Brian Thompson, Director

Mark Wight

Sharon Slauenwhite

PERSONNEL (continued)
2023-2024

CAPITAL PROJECTS

Western Regional Engineer
Eastern Regional Engineer
Materials and Soils Lab
Highway Design and Bridge Maintenance

Stephen Yeo, Director

Mark Sherren
Stephen Pigott
Tim Cheverie
Darrell Evans

HIGHWAY MAINTENANCE

Highway Maintenance, Western
Highway Maintenance, Central
Highway Maintenance, Eastern
Mechanical Branch, Fleet Manager
Mechanical Branch, Western
Mechanical Branch, Central
Mechanical Branch, Eastern
Confederation Trail Maintenance

Stephen Szwarc, Director

Brad Parsons - Acting
Carl Molyneaux - Acting
Gerard Morrison
Clay Moase
Ronald Gallant
Bruce MacMillan
Alan Munroe
Wayne MacPhee

CORPORATE SERVICES DIVISION

The Corporate Services Division is responsible for administrative and financial activities of the Department as well as performing centralized administrative and records management functions:

- Records Management
- Inventory Control
- Receptionist Services
- Support Staff

Corporate Services utilizes a shared services model with Civil Service departmental Finance Directors, Managers, Senior Finance and Finance Clerk positions being transferred to the Treasury Board Secretariat, and with Human Resource (HR) Managers, HR Officers, HR Assistants and Payroll positions being transferred to the Public Service Commission. Corporate Services has been centralized. The Finance Director, HR Manager, and staff assigned to the Department continue to receive instruction from appropriate departmental personnel.

There are significant advantages to the centralization of Corporate Services:

- Increased consistency in service levels and coverage
- Greater opportunities to increase capacity, cross training and succession planning
- More capacity to respond to surges in demand
- More support from the central agency.

Finance and Human Resources personnel continue to play a very important role within the Department and are responsible for the following provisions:

- Leadership related to financial management, budget development, financial controls, day-to-day accounting operations, inventory control, and administration services.
- Personnel and payroll services, staffing, labour relations, organizational development, occupational health and safety as well as training administration.

FINANCE

Responsible to provide financial and administration services for the Department:

- Leadership in financial management
- Budget development, forecasts, and control
- Support documentation for budget presentation
- Accounts payable and receivable inventory management
- General administration services

A detailed summary of Ordinary and Capital Expenditures for the year ending March 31, 2024 follows, at the end of this report.

HUMAN RESOURCES

Responsible for the provision of planning and administration related to the Department's classified and non-classified workforce, including:

- Compensation and Benefits
- Recruitment, Staffing & Classification
- Training and Development
- Performance Management
- Employee Relations
- Collective Agreement, Policies and Procedures Compliance
- Diversity and Inclusion
- Workplace Health and Safety
- Organizational Development

Finance and Human Resources staff are located in Charlottetown, as well as in regional facilities in Tignish, Alma, Slemon Park, Georgetown and Bridgetown.

HIGHWAY SAFETY DIVISION

The overall objective is to promote and enforce safe conditions for all highway users, issue driver licenses, provide registration for vehicles and drivers, and to support the Minister of Transportation and Infrastructure in the administration of the *Highway Traffic Act*, *Off-Highway Vehicle Act*, *Roads Act*, *Trails Act* and 43 associated Regulations, and; the federal *Transportation of Dangerous Goods Act*. The following Sections are tasked with the responsibility of carrying out the objectives of Highway Safety:

- Driver Records
- Driver Licensing and ID Security
- IRP (International Registration Plan)
- Safety - Fitness to Drive, Medical Standards for Drivers, Impaired Driving Countermeasures
- Registration and Licensing
- Legislation and Policy and Program Development
- Commercial Vehicle Enforcement

The Department has introduced several Legislative changes over the past year:

- **Amendments to Acts**
 - **Bill No. 35 -Off-Highway Vehicle Act-** Update the definition for “all-terrain vehicle”; include authorization of off-highway vehicles to cross the Confederation Trail at designated crossings; update to specify that registrations and license plates are valid for a prescribed period; and outline the rules around the ownership of off-highway vehicles.
 - **Bill No. 10-** Update to specify the requirements of public utilities to pay costs and expenses to relocate easements and associated exceptions.
- **Amendments to Regulations:**
 - **Highway Traffic Act Power-Assisted Bicycles Regulations** – The additions of sections to authorize and specify requirements when operating a power-assisted bicycle while carrying a child as a passenger; to provide exceptions to prohibitions against towing another person, vehicle or device; to allow specific trailers to be towed; and to outline further requirements for safety helmets.
 - **Roads Act Highway Access Regulations** – The Department is undertaking a review and modernization of the Highway Access Regulations. In 2023-2024, the Department has brought multiple changes to these Regulations to update road classifications, ensure roads are correctly identified in the Regulations, and modernize the Schedules.

DRIVER RECORDS SECTION

The Driver Records Section maintains records on all drivers and carriers with convictions for motor vehicle related offences throughout Canada, and who are scheduled for counselling activity such as an interview or a re-examination. The Records Management System (RMS) is one of the key programs used by this Section and is designed to efficiently and effectively maintain driving records to meet the needs for managing drivers and carriers.

During the year, there were approximately 8,681 motor vehicle related convictions. The Driver Records Section maintains a close working relationship with all law enforcement agencies throughout the Province along with various other Government departments, particularly the Office of the Attorney General. It deals mainly with the *Highway Traffic Act*, *Roads Act*, *Dangerous Goods Act* and the *Maintenance Enforcement Act*. Driver Abstracts (drivers' records) are provided through the Records Section. This service is available to insurance companies, law enforcement, the legal community, or to an individual.

The Records Section is responsible for the evaluation, preparation and processing of all *Highway Traffic Act* and driver related *Criminal Code of Canada* convictions. A summary of the major activities is shown in the tables below, with the 2022-2023 figures displayed for comparison purposes:

Driver License Suspensions and Cancellations	2022-2023	2023-2024
Section 320.14 1A Criminal Code – (Impaired Driving)	33	42
Section 320.14 1B Criminal Code – (Failing the Breathalyzer)	197	230
Section 320.15 1 Criminal Code – (Refusal of the Breathalyzer)	33	28

Total Alcohol Related Convictions	263	300
Administrative Driving Prohibitions	286	300
7 Day Suspensions 277.1 (3.2) Highway Traffic Act	126	123
30 Day Suspensions 277.1 (3.3) Highway Traffic Act	9	3
90 Day Suspensions 277.1 (3.5) Highway Traffic Act		2

Driver License Suspensions and Cancellations	2022-2023	2023-2024
Vehicle Impoundments	413	423
Demerit Point System (Point Accumulation)	366	332
Theft of a Motor Vehicle	9	23
Default in Payment of Fine(s)	4,078	3,693
Failure to Satisfy a Judgment (Accident with an uninsured)		1
Number of Warning Letters Issued (Point Accumulation)	884	788
Number of Driving Record Interviews Issued (Point Accumulation)	135	138

Driver required to undergo a re-examination for various reasons (Request from Law Enforcement, Medical Practitioner, etc.)	2022-2023	2023-2024
Medical Referrals Issued	335	357
Medical Referrals Issued for Commercial Drivers	2,929	3,388
Vision Referrals Issued	146	142
Driving Re-Examinations Conducted	798	871
Driving Record Interviews	43	30
Restricted Driver Licenses Issued	14	11
Requests for Abstracts of Driving Records from Insurance Companies and Individuals	37,136	38,642
Abstract Fee (\$25.00)	\$957,100.00	\$997,925.00

Repeat Impaired Driving Offenders

Year	First (%)	Second (%)	Third or More (%)	Total Impaired Convictions
2023	66.88	21.10	12.01	308
2022	68.24	18.45	13.3	263
2021	67.18	16.22	16.60	259
2020	74.8	21.3	3.7	243
2019	66.3	18.68	15.02	273
2018	67.5	21.0	11.5	234

Year	First (%)	Second (%)	Third or More (%)	Total Impaired Convictions
2017	67.7	17.0	15.3	229
2016	66.0	19.3	14.7	253
2015	67.0	17.6	15.4	239
2014	62.7	22.4	14.9	241
2013	56.9	17.8	25.3	297
2012	57.8	22.3	19.9	327
2011	60.3	19.6	20.1	373
2010	63.4	18.9	17.7	424
2009	59.7	18.1	22.2	392
2008	57.8	23.3	18.9	365
2007	64.5	19.0	16.5	411
2006	56.2	24.1	19.7	345
2005	63.8	19.1	17.1	304
2004	65.8	15.2	19.0	301
2003	63.6	21.2	15.2	348
2002	56.1	23.9	20.0	394
2001	60.7	20.5	18.8	424
2000	59.1	22.8	18.1	430
1999	51.1	18.9	30.0	440
1998	45.9	21.0	33.1	455
1997	48.0	20.6	31.4	554
1996	45.8	21.8	32.4	513
1995	49.2	19.5	31.3	432
1994	46.3	20.6	33.1	438
1993	41.6	21.2	37.2	594
1992	47.0	18.0	35.0	557
1991	46.5	22.7	30.8	626
1990	45.8	21.8	32.4	654
1989	45.8	21.8	32.4	628

Transportation Statistics and Database Applications

To inform decision-making on transportation issues, Highway Safety works closely with IT Shared Services to maintain the following computer applications which Highway Safety staff populate and generate statistical information:

Carrier Management System (CMS)

Monitor, regulate, and rate carriers of commercial vehicles. It covers all aspects of driver qualification, vehicle compliance and safety management of commercial vehicles.

Collision and Accident Reporting System (CARS)

The management of highway collisions through collection of data with the capability of ad hoc query and reporting.

Driver Vehicle System (DVS)

Provincial Driver Licensing and Vehicle Registration System, which generates revenue for the Province.

Electronic Abstract System (CGI)

Automated Insurance Abstract Management and Billing System for CGI that is processed via FTP.

Enforcement Officer Reporting System (EORS)

Records all daily activity, traffic stops and permits for portable and fixed scale operations.

International Registration Plan (IRP) and IRP Clearing House

Vehicle Registration Program that interprets business rules and calculates fees and taxes for Canadian and US jurisdictions.

Inter-Provincial Records Exchange System (IRE)

Exchange and sharing of Driver Licensing and Records along with Vehicle Registration Information between provinces and states.

Motor Vehicle Inspection System (MVIS)

Supports the management of the MVI program. Database stores individual MVI reports, station and mechanic information.

Photo ID System

Management of digital photos and signatures for driver's licenses, instruction permits and identification cards.

Records Management System (RMS)

Manages and maintains all records of PEI drivers and convictions for motor vehicle related offences. The system generates all daily correspondence.

Telephone Vehicle Registration System (TVRS)

Interactive voice response system for passenger vehicle registration.

Information Technology-Supported Computer Applications

Within the Department, the Information Technology Section supports computer applications.

Regional Weather Information System (RWIS)

Tracks and provides information on weather and road conditions on PEI.

Construction Analysis and Tracking System Remote (CATS Remote)

Management of load tickets for printing and monitoring. This system runs parallel to CATS during the construction season.

Construction Analysis and Tracking System (CATS)

Tracks all Government of PEI construction contracts from tender submissions through payout.

Fleet Management System (FMS)

Manages the corporate fleet of vehicles by monitoring all payments and expenses for all departments, plus manages parts inventory, labour and maintenance for Government garages.

Integrated Traffic Monitoring System (ITMS)

Tracks vehicle traffic data for all PEI highways and generates ad hoc reports.

Land Information Management System (LIMS)

Tracks and monitors Crown owned land history from current to past leaseholders along with use of land.

Travel Claims System (TCS)

Tracks travel claims by employees with the Department of Transportation & Infrastructure.

Pavement Management System (PMS)

Collects data on pavement conditions and road attributes.

Highway Lab Information Management System (HLIMS)

Collects data from an array of tests on materials and soils to ensure compliance with the department's specifications.

The International Registration Plan

The International Registration Plan (IRP) is a Registration Reciprocity Agreement among the Canadian and US jurisdictions providing for payment of license fees on the basis of total distance operated in all jurisdictions. The fees are divided among the IRP jurisdictions through which the vehicles travel and allow movement on an interjurisdictional and intra jurisdictional basis.

Typically, vehicles over 11,794 kgs (26,000 lbs) or buses that wish to travel in two or more jurisdictions must register under IRP. It is not mandatory that vehicles be registered under the Agreement, but if carriers do not register, they will be required to register in their base jurisdiction and obtain temporary or single trip permits from member jurisdictions in which they intend to travel.

During the fiscal year April 1, 2023 to March 31, 2024 there were a total of 202 Prince Edward Island based carriers registering a total of 980 vehicles in the Agreement.

IRP Clearinghouse

Prince Edward Island has been a participating member of the IRP Clearinghouse since November 2002. This involves the electronic exchange and reconciliation of registration and tax fee information and funds through a central computer system among member jurisdictions of the International Registration Plan. Presently 59 jurisdictions are members of the Clearinghouse.

Canadian Agreement on Vehicle Registration (CAVR)

CAVR is a Full and Free Reciprocity Agreement for Category B vehicles for interprovincial operations that may operate in all Canadian Provinces when legally registered in their home jurisdiction. They cannot be used for intra-provincial transportation, unless they meet conditions in Article V of the Agreement.

IRP services are provided at the Charlottetown office of the Highway Safety Division. The distribution of revenue, for the fiscal year April 1, 2023 - March 31, 2024 are listed in the tables that follow.

**DISTRIBUTION OF REVENUE COLLECTED FROM PEI BASED CARRIERS
FOR CANADIAN JURISDICTIONS
APRIL 1, 2023 - MARCH 31, 2024**

Province	Reg Fees	RST	HST	Admin Fees	Audits	Other Add	Total Fees
PE	575,342.00		22,958.95	53,480.00	204.60	1,295.00	653,280.55
NB	645,331.38				142.76		645,474.14
NS	253,925.53				380.55		254,306.08
NL	3,554.16				37.97		3,592.13
QC	214,925.10				160.40		215,085.50
ON	175,040.00				210.60		175,250.60
MB	3,694.00		6,140.18		34.18		9,868.36
SK	4,984.00		6,487.57		93.72		11,565.29
AB	4,151.00				12.60		4,163.60
BC	5,946.82		8,806.94				14,753.76
Totals	\$1,886,894.00	\$0.00	\$44,393.64	\$53,480.00	\$1,277.38	\$1,295.00	\$1,987,340.01

All Fees are in Canadian Dollars

**DISTRIBUTION OF REVENUE COLLECTED FROM PEI BASED CARRIERS
FOR U. S. JURISDICTIONS
APRIL 1, 2023 - MARCH 31, 2024**

Jurisdiction	Registration Fees	Audits	Sales Tax	Add Fees	Total Fees
Alabama	141.88				141.88
Arizona	1,617.11				1,617.11
Arkansas	621.78				621.78
California	1,991.01				1,991.01
Colorado	483.11		309.56	17.96	810.43
Connecticut	13,412.84				13,412.84
Delaware	911.72				911.72

Jurisdiction	Registration Fees	Audits	Sales Tax	Add Fees	Total Fees
Dist of Columbia	165.29				165.29
Florida	3,532.21				3,532.21
Georgia	1,459.88		563.69		2,023.57
Idaho	2,014.40			16.07	2,030.47
Illinois	4,527.30				4,527.30
Indiana	1,924.44		644.43	0.33	2,569.20
Iowa	1,688.25				1,688.25
Kansas	308.51		68.94		377.45
Kentucky	715.63		408.20		1,123.83
Louisiana	54.79				54.79
Maine	40,838.91		59,178.74		100,017.65
Maryland	4,416.63				4,416.63
Massachusetts	22,205.90	4.04			22,209.94
Michigan	4,608.36				4,608.36
Minnesota	1,312.72				1,312.72
Mississippi	161.17			128.87	290.04
Missouri	1,040.53				1,040.53
Montana	1,168.08			533.18	1,701.26
Nebraska	1,294.59				1,294.59
Nevada	251.44		254.77		506.21
New Hampshire	2,290.64				2,290.64
New Jersey	11,176.85				11,176.85
New Mexico	73.70				73.70
New York	20,466.70			5,075.68	25,542.38
North Carolina	6,018.21				6,018.21
North Dakota	1,001.87				1,001.87
Ohio	2,186.11				2,186.11
Oklahoma	457.23			50.14	507.37
Oregon	437.17				437.17
Pennsylvania	39,780.78				39,780.78
Rhode Island	126.81				126.81
South Carolina	1,770.32			5,051.52	6,821.84
South Dakota	515.11				515.11
Tennessee	806.78				806.78
Texas	821.18				821.18
Utah	257.30			218.73	476.03

Jurisdiction	Registration Fees	Audits	Sales Tax	Add Fees	Total Fees
Vermont	2,440.95				2,440.95
Virginia	9,133.59				9,133.59
Washington	2,006.09			314.53	2,320.62
West Virginia	827.79		987.54		1,815.33
Wisconsin	2,842.61				2,842.61
Wyoming	657.21			1,108.53	1,765.74
Totals	\$218,963.48	\$4.04	\$62,431.94	\$12,515.54	\$293,898.93

**DISTRIBUTION OF REVENUE COLLECTED BY CANADIAN JURISDICTIONS
FOR PRINCE EDWARD ISLAND
APRIL 1, 2023 - MARCH 31, 2024**

Jurisdiction	Registration Fees	Audits	Sales Tax	Add Fees	Total Fees
NB	231,878.00	296.11			232,174.11
NS	179,008.00	57.97			179,065.97
NL	32,869.00	5.47			32,874.47
QC	32,585.00	8.32			32,593.32
ON	30,929.00				30,929.00
MB	5,253.00				5,253.00
SK	129.00				129.00
AB	12,405.00				12,405.00
BC	1,105.00				1,105.00
Totals	\$526,161.00	\$367.87	\$0.00	\$0.00	\$526,528.80

**DISTRIBUTION OF REVENUE COLLECTED BY U.S. JURISDICTIONS
FOR PRINCE EDWARD ISLAND
APRIL 1, 2023 - MARCH 31, 2024**

Jurisdiction	Registration Fees	Audits	Sales Tax Fees	Total Fees US Dollars
Alabama				
Arizona	1.00			1.00
Arkansas	10.00			10.00
California	9,414.00			9,414.00
Colorado	8,515.00	1.80		8,516.80
Connecticut	104.00			104.00
Delaware				

Jurisdiction	Registration Fees	Audits	Sales Tax Fees	Total Fees US Dollars
Dist of Columbia				
Florida	3,420.50			3,420.50
Georgia	70.00			70.00
Idaho	58.00			58.00
Illinois	8,616.59			8,616.59
Indiana	4,509.00	-16.00		4,493.00
Iowa				
Kansas	1.00			1.00
Kentucky	18.00	-7.40		10.60
Louisiana	24.00			24.00
Maine	3,583.00	-89.00		3,494.00
Maryland	1,179.00			1,179.00
Massachusetts	776.00	157.00		933.00
Michigan	9.06			9.06
Minnesota	8.33			8.33
Mississippi	1.04			1.04
Missouri	42.00			42.00
Montana	1.00			1.00
Nebraska				
Nevada	4,633.00	-2.00		4,631.00
New Hampshire	8,244.00			8,244.00
New Jersey	47,920.77			47,920.77
New Mexico	0.04			0.04
New York	6,100.00			6,100.00
North Carolina	1,804.04			1,804.04
North Dakota	9.00			9.00
Ohio	23.00	-7.00		16.00
Oklahoma				
Oregon	4.00			4.00
Pennsylvania	28,394.00			28,394.00
Rhode Island				
South Carolina	3,361.00			3,361.00
South Dakota				
Tennessee	\$13.13			13.13
Texas	874.00			874.00
Utah	0.02			0.02

Jurisdiction	Registration Fees	Audits	Sales Tax Fees	Total Fees US Dollars
Vermont				
Virginia	4,011.00			4,011.00
Washington	17,151.00			17,151.00
West Virginia	366.00	-10.00		356.00
Wisconsin	2.00			2.00
Wyoming	863.00			863.00
Totals	\$164,134.00	\$27.00	\$0.00	\$164,161.00

RECAP OF REVENUE
APRIL 1, 2023 MARCH 31, 2024

Distribution of Revenue Collected from Prince Edward Island Base Plated Carriers

Revenue Retained by Prince Edward Island	\$ 653,280.55
Revenue Collected for Canadian Jurisdictions	\$1,334,059.46
Total Canadian Revenue Collected from PE Base Plated Carriers	\$1,987,340.01
Total U. S. Revenue Collected from PE Base Plated Carriers	\$ 293,898.93

Distribution for Revenue Collected from Member Jurisdictions for Prince Edward Island

Revenue Collected for PE by Canadian Jurisdictions	\$ 526,528.87
Revenue Collected for PE by U. S. Jurisdictions	\$ 164,161.00

Driver Education and Testing:

Driver Education Licensing Certification Program

Highway Safety encourages young drivers to become involved in a Driver Education Program in order to promote correct driving habits. Applicants enrolled in a Driver Education Program can obtain their Instruction Permit at sixteen years of age; however, they must wait at least 275 days and be at least sixteen years of age before becoming eligible for a road test.

Two Commercial Driver Education Schools operated in Prince Edward Island during the year. Each school offered twenty-five hours of in-classroom instruction and ten hours behind-the-wheel training and six hours of observation time as required by the Driving School Regulations.

Driver Education School – Class 1 Driver License

Written Examinations		Road Tests	
2022-2023	217	2022-2023	78
2023-2024	216	2023-2024	77

Driver Improvement Program

The primary function of driver improvement is to identify problem drivers through their driving record. Interviews and meetings are conducted to encourage drivers to change their driving habits and attitudes in order to reduce fatalities, injuries and property damage.

When a driver accumulates six or more demerit points, they are advised of the consequences which could result from the accumulation of additional demerit points. Nine or more demerit points requires the driver to attend a driver improvement interview, during which the driver is provided with an awareness of a driving problem and the process to a solution for the problem. Twelve or more demerit points results in the suspension for three months of the driver's license. All suspended drivers must attend a reinstatement interview and a Driver Improvement Course. Failure to attend this course could result in further suspension of the driver's license. During the year, a total of 54 drivers underwent the Driver Improvement Course.

Driver Rehabilitation Program

All drivers who are convicted of a second or subsequent offence for impaired driving pursuant to Section 320.14 1A (impaired driving), 320.14 1 B (failing the breathalyzer), or 320.15.1 (refusal of the breathalyzer) of the *Criminal Code of Canada* must complete a driver risk assessment which is conducted by Highway Safety. This assessment must be completed before a suspended driver can have her/his/their driver's license considered for reinstatement. Further referral to Addiction Services or to a Driver Rehabilitation Program could be required.

A Driver Rehabilitation Program is also conducted for a first-time offender convicted of impaired driving. This program is a requirement before a driver's license is reinstated. During the year, 13 drivers completed the Driver Rehabilitation Program.

Registration and Licensing

Highway Safety is responsible for the development and implementation of policy and procedures pertaining to vehicle registration and licensing of all vehicles under the *Highway Traffic Act* and Regulations. This includes ensuring uniform standards are followed which include, but not limited to:

- Assisting law enforcement to identify vehicles involved in crime
- Collisions or traffic violations
- Verifying insurance
- Verifying proof of ownership and other identifying information
- Identifying vehicles required to be branded as salvage, re-built and/or non-repairable
- Assisting in the safety recall of vehicles as required under federal regulations
- Safety inspection standards

In collaboration with Highway Safety, Registration and Licensing Services are carried out through a Service Level Agreement with Access PEI which is responsible for the delivery of these services to the public.

Vehicle Registration Breakdown

Registration Type	2022-2023	2023-2024
Cars	87,190	92,152
Trucks	30,650	32,280
Motorcycles	2,843	3,126
Buses	516	499
Trailer	20,771	21,641
Off-Road Vehicle	8,679	9,285
Miscellaneous - Other Vehicles	1,299	1,445
Totals	151,948	160,428

Total Number of Drivers per Class

Class	2022-2023	2023-2024
CLASS 1 - Tractor Trailers	4,810	4,928
CLASS 2 – Bus (more than 24 passengers including School Bus)	1,387	1,452
CLASS 3 - Trucks over 14,000 kg	4,209	4,132
CLASS 4 - Ambulance, Bus, Taxi (less than 24 passengers)	2,683	2,827
CLASS 5 - Car, Light Truck	110,751	111,765
CLASS 6 - Motorcycle	12,888	12,859
CLASS 7 - Beginner's Instruction Permit	4,340	5,059
Totals	141,068	143,022

Conservation License Plates

Conservation License Plates were made available to the public for sale on September 20, 2013 for an annual fee of \$10 with all proceeds going to the Wildlife Conservation Fund, which helps to protect and enhance wildlife and habitat. In the first year, 12,276 Conservation plates were sold (Sept. 20/13-Sept. 20/14).

Annual sales recorded









2013-2014	2014-2015	2015-2016	2016-2017	2017-2018	2018-2019
12,276	6,945	2,061	2,085	2,366	2,348

2019-2020	2020-2021	2021-2022	2022-2023	2023-2024
2,308	2,698	2,667	2,438	1,606

Conservation plates are available in French and in English, with five unique designs:

- Red Fox;
- Blue Jay;
- Brook Trout;
- Canada Goose; and,
- Lady Slipper.

In 2023-2024, the Red Fox design was the most popular conservation plate.

 <p>Prince Edward Island Conservation</p> <p>ABC</p> <p>Birthplace of Confederation</p> <p>Passenger Conservation with Fox</p>	 <p>Île-du-Prince-Édouard Conservation</p> <p>ABC</p> <p>Berceau de la Confédération</p> <p>Passenger Conservation with Fox- French</p>	744
 <p>Prince Edward Island Conservation</p> <p>ABC</p> <p>Birthplace of Confederation</p> <p>Passenger Conservation with Blue Jay</p>	 <p>Île-du-Prince-Édouard Conservation</p> <p>ABC</p> <p>Berceau de la Confédération</p> <p>Passenger Conservation with Blue Jay - French</p>	305
 <p>Prince Edward Island Conservation</p> <p>ABC</p> <p>Birthplace of Confederation</p> <p>Passenger Conservation with Trout</p>	 <p>Île-du-Prince-Édouard Conservation</p> <p>ABC</p> <p>Berceau de la Confédération</p> <p>Passenger Conservation with Trout - French</p>	229
 <p>Prince Edward Island Conservation</p> <p>ABC</p> <p>Birthplace of Confederation</p> <p>Passenger Conservation with Goose</p>	 <p>Île-du-Prince-Édouard Conservation</p> <p>ABC</p> <p>Berceau de la Confédération</p> <p>Passenger Conservation with Goose - French</p>	160

		168
Total		1,606

SAFETY SECTION

The Safety Section deals with issues relating to the driver and vehicle. In each of these categories, the measures designed to counter highway collisions were separated into education and enforcement techniques which are primarily directed to highway users, and by engineering developments directed to safety improvements of the vehicle.

Countermeasures were planned and conducted on the premise that the driver is ultimately responsible for motor vehicle operation on the highway. The countermeasure strategy is to increase the driver's knowledge of highway laws and safe-driving practices. These include utilizing the news media for promotional and information purposes, testing new drivers, having licensing control over newly licensed drivers, and correction of unsafe practices among all drivers. The Safety Section plans and co-ordinates programs regarding the promotion of Highway Safety; Driver Improvement; Motor Vehicle Inspection; Highway Weight Enforcement; and, the National Safety Code.

The basic objective of driver testing is to establish and maintain acceptable standards for the issuance of driver licenses for all classes of vehicles in accordance with the provisions of the *Highway Traffic Act*, regulations, and department policies. A driver requires the necessary knowledge, skill, physical and mental ability to operate a motor vehicle in order to obtain a driver's license.

A Driver Examiner tests all drivers applying for an initial license at Highway Safety, as well as those applying for a higher class of license. Tests are passed by successfully completing a written examination of rules of the road, a vision screening, and a behind the wheel road test.

Knowledge Tests 2022-2023	Knowledge Tests 2023-2024	Road Tests 2022-2023	Road Tests 2023-2024
1,560	1,637	2,086	3,216

Ignition Interlock Program

This program is available to offenders after a driving while impaired conviction and will allow for early reinstatement of a driver's license upon successful application. It is designed to encourage individuals to seek help quickly and address any alcohol-related problems. The Ignition Interlock Program is a mandatory

requirement for reinstatement of a driver's license for all convictions of impaired driving. Eligible drivers are issued a restricted driver's license once the interlock device is installed on the vehicle which allows only the operation of that vehicle. The device prevents the vehicle from being started if alcohol above a preset level is detected in the driver's breath samples. All activity is recorded and monitored by the Highway Safety Division via a built-in data logger. Failure to comply with operational requirements will result in the removal of the interlock device and reinstatement of the suspension period.

Ignition Interlock Installations

Year	Total Driving While Intoxicated Convictions	Total Ignition Interlock Devices Installed
2007	411	47
2008	365	61
2009	392	68
2010	424	73
2011	373	99
2012	327	94
2013	297	179
2014	241	139
2015	239	192
2016	249	210
2017	229	186
2018	250	191
2019	279	186
2020	243	181
2021	250	191
2022	263	168
2023	300	203

Novice Driver Course

The Novice Driver Course is compulsory unless a driver education course has been successfully completed. All new drivers applying for a license must complete either of these courses prior to taking a road test. The Novice Driver Course is made available through Highway Safety. Courses can be taken in Charlottetown, Montague, Souris, Summerside and Elmsdale. During the year, a total of 939 students successfully completed the Novice Driver Course.

Defensive Driving Course/ Motorcycle Safety Course

Courses on safe driving habits have been developed by the Canada Safety Council with the cooperation of provincial governments. In Prince Edward Island, this course is administered by the Island First Aid

Services. Attendance at these courses is voluntary. Those who successfully complete the course receive a bonus of 3 points which can be used as a credit in the Demerit Point System. During the year, a total of 90 drivers successfully completed the Defensive Driver Course. An Online Defensive Driving Course has been approved for demerit point credit and offered at Island First Aid Services and JVI.

Collision and Reporting System (CARS)

During the year 2023, there were 1,510 collisions resulting in 493 injuries and 14 fatalities. The fatalities included 7 drivers of vehicles, 1 ATV driver, 4 passengers of vehicles and 2 pedestrians.

Traffic Safety Promotion

Highway Safety provides information regarding traffic safety through news media, brochures, posters and pamphlets. Campaigns are conducted promoting rules of the road, bicycle safety, off-highway vehicle rules, vehicle safety, winter driving tips, registration and license renewal reminders and seat belt use. A continuous campaign is conducted to encourage drivers not to drink and drive.

Motor Vehicle Inspection

The Motor Vehicle Inspection Program monitors the operating condition of all motor vehicles in Prince Edward Island. Inspection stations and mechanics are required to meet specific criteria in order to be licensed by the Province through Highway Safety. The stations and mechanics are closely monitored by Motor Vehicle Inspection Officers.

Salvage Vehicle Inspection Program

The Salvage Vehicle Inspection Program was implemented on May 1, 2013 by an amendment to the Motor Vehicle Inspection Regulations. The new program applies to all "salvage" branded cars and light trucks. These vehicles are now required to be submitted to an inspection conducted by a certified auto body repairer, employed at a certified auto body shop, ensuring that the vehicle has been repaired and reassembled to an acceptable industry standard before being submitted to the annual safety inspection. Motor Vehicle Inspection Officers monitor the stations and technicians.

Motor Vehicle Inspection Statistics:

Stations (#)	Mechanics (#)	Results of Inspections	Cars / Light Trucks	Trucks	Farm Trucks	Motorcycle/ Light Trailer	Trailers with Brakes
313	707	Passed	92,268	4,612	1,129	4,645	2,697
		Rejected	778	75	22	28	161
Vehicle Type	Defective Brakes	Defective Tires/Wheels	Defective Suspensions	Defective Steering	Defective Exhaust	Defective Body/Frame	Windshield & Glazing
Light	12,826	5,443	6,979	3,478	2,693	2,470	1,141
Commercial	1,346	654	251	218	137	239	94

Commercial Vehicle Enforcement

Commercial Vehicle Enforcement Officers (CVEO), in cooperation with police agencies, conduct roadside vehicle check stops throughout the year. Items checked include driver's license, vehicle registration, vehicle inspection, insurance coverage, use of seat belts, window tint and infractions under the *Liquor Control Act*. Highway Safety has experienced a dip in staffing numbers due to retirements and are now in the rebuilding stage. CVEO expects to be at full capacity by the calendar year end 2024. Six additional officers have completed training with the Commercial Vehicle Safety Alliance and have conducted their mandatory 32 inspections required in the probationary phase. Highway Safety Division enforcement has recently completed stage 5 of 5 for Truckers Against Trafficking commercial vehicle enforcement model accreditation.

Inspection Facilities (Stationary Scales)

There is one weigh scale station in Prince Edward Island located at Borden-Carleton. It is open 24 hours a day throughout the year and is staffed by eight full-time officers year round, and three full-time officers on a 50% (6 month) basis. Commercial Vehicle Enforcement Officers are responsible for enforcement of the *Roads Act* and Vehicle Weight Regulations, *Highway Traffic Act* and Regulations, *Transportation of Dangerous Goods Act* and Regulations, *Plant Health Act* and the *Animal Health Act*. Commercial Vehicle Enforcement Officers assist with the scanning and data entry of the Motor Vehicle Inspection System (contributing to the storage of 90,000 information forms yearly).

Commercial Vehicle Enforcement Statistics

Truck Movement

Activity	Location	Number
Canadian Trucks	Borden/Carleton Scales	371,233
U.S. Trucks	Borden/Carleton Scales	687

Driver and Vehicle Checks

Activity	Location	Number
Driver's Documents	Borden/Carleton Scales	15,789
Hours of Work (Driver's Log)	Borden/Carleton Scales	234
Trip Inspections	Borden/Carleton Scales	234
Dangerous Goods Inspections	Borden/Carleton Scales	69

Miscellaneous Activities

Activity	Location	Number
Forest Products	Borden/Carleton Scales	927
Animal Health Act	Borden/Carleton Scales	212

Permits Issued

Type	Location	Number	Revenue
In-Transit	Borden/Carleton Scales	69	690.00
Oversize	Borden/Carleton Scales	1,111	138,200.00
Overweight	Borden/Carleton Scales	295	37,130.00
Trip	Borden/Carleton Scales	474	110,700.00
Fuel	Borden/Carleton Scales	1,134	28,350.00
Work	Borden/Carleton Scales	168	53,900.00
Non-Compliance	Borden/Carleton Scales	170	34,000.00
Other Front-End Decals	Borden/Carleton Scales	36	720.00
Totals		3,457	\$403,690.00

Recorded Violations

Item	Location	Number	Revenue
<i>Roads Act</i>	Borden/Carleton Scales	143	26,669.00
<i>Highway Traffic Act</i>	Borden/Carleton Scales	23	3,450.00
Totals		166	\$ 30,119.00

Enforcement Officers conduct Commercial Vehicle Safety Alliance (CVSA) roadside inspection of drivers and vehicles and loads carried. Vehicles inspected fall into three categories:

- Pass (CVSA sticker applied to vehicle);
- Out of Service (vehicle must be towed or repaired before it proceeds); and,
- Restricted (vehicle must be repaired before next dispatch).

The drivers inspected fall into two principle areas - Non-compliant and Compliant. These inspections would include entries such as hours of service (logbook), status of license, required endorsements.

Commercial Vehicle Safety Alliance Statistics

Item	2022-2023	2023-2024
Total Number of Trucks & Truck Trailers Inspected	66	266
Power Units Out of Service	9	27
Tractor Trailers Out of Service	2	16

The Portable Scale Unit

The Portable Scale Unit consists of one vehicle and portable wheel-weigher scales. The unit is staffed by two permanent full-time officers. One additional unit was added in late 2015 consisting of two officers. Officers enforce the *Roads Act*, *Highway Traffic Act*, *Transportation of Dangerous Goods Act*, *Plant Health Act*, *Animal Health Act*, Vehicle Weight Regulations and Fuel Tax.

Portable Scales Statistics	
Charges	50
Revenue	\$22,897.00

Carrier Management

The National Safety Code Auditor completed 20 educational visits to carrier locations throughout the province. As well, there were 7 Carrier Audits completed

Dealer Audits

Highway Safety Officers completed audits of the Licensed Dealers in P.E.I. These audits are to ensure compliance with the regulations for holding a Dealer's Trade License. There were 24 audits done in the past year.

PUBLIC WORKS AND PLANNING DIVISION

The Division provides the staff and resources required to:

- Complete the design and construction of new capital building projects, as well as the renovation of existing buildings for Government departments, boards, and agencies.
- Operate and maintain buildings owned or leased by the Department.

General activities and specific projects carried out by each Section are summarized as follows:

BUILDING DESIGN AND CONSTRUCTION

The Building Design and Construction Section is responsible for the design and preparation of tender documents required for the construction or renovation of various government and client buildings; as well as the supervision and inspection of construction work to ensure that contracts are completed in accordance with plans, specifications, and budget allocations. The design work is either performed by staff or private consultants, engaged for a specific project. The design and planning work includes the following:

- evaluation of existing buildings
- development of concept plans
- preparation of cost estimates
- preparation of working drawings and specifications required to obtain tenders, receipt of tenders and preparation of construction contracts
- construction contract administration and quality control
- preparation of request for proposals covering required consultant and construction management services and evaluation of these proposals.

Schedule of Construction Tenders Received

April 1, 2023 - March 31, 2024

<u>Parkdale Elementary School – Ventilation Upgrades – 2-May-23</u>	No Bids
---	---------

<u>Vernon River Consolidated School – Ventilation Upgrades – 2-May-23</u>	No Bids
---	---------

Souris Hospital – Partial Flooring Replacement – 4-May-23 (re-tender from 2022)

Tile Master Inc.	\$	66,000.00
------------------	----	-----------

St. Jean Elementary School – Gym Roof Replacement – 11-May-23

Ashe Roofing	\$	104,700.00
--------------	----	------------

Brault Roofing Maritimes Inc.	\$	112,557.00
-------------------------------	----	------------

Evolution Roofing Ltd.	\$	192,400.00
------------------------	----	------------

Atlantic Roofers Ltd.	\$	199,996.00
-----------------------	----	------------

Queen Charlotte Intermediate School – Gym Dehumidification – 25-May-23

Entire Mechanical Contractors	\$	267,700.00
-------------------------------	----	------------

Ainsworth Inc.	\$	275,000.00
----------------	----	------------

J&S Sheet Metal Ltd.	\$	284,300.00
----------------------	----	------------

East Wiltshire Intermediate – Partial Roof Replacement – 1-Jun-23

Brault Roofing Maritimes Inc.	\$	159,560.00
-------------------------------	----	------------

Ashe Roofing Ltd.	\$	197,600.00
-------------------	----	------------

Atlantic Roofers Ltd.	\$	208,828.00
-----------------------	----	------------

West Kent Elementary School – Partial Exterior Wall Remediate and Selected Ceiling Replacement - 6-Jun-23

WM&M (1993) Ltd.	\$	286,950.00
MacLean Construction Ltd. (o/a APM MacLean)	\$	461,468.00

Birchwood Intermediate School – Sprinkler Head Replacement – 13-Jun-23

Troy Fire & Life Safety Ltd.	\$	67,000.00
Island Sprinkler Systems Ltd.	\$	74,000.00
B&G Sprinklers Ltd.	\$	309,000.00

Queen Charlotte Intermediate School – Sprinkler Head Replacement – 13-Jun-23

Island Sprinkler Systems Ltd.	\$	75,000.00
Troy Fire & Life Safety Ltd.	\$	76,540.00
B&G Sprinklers Ltd.	\$	309,000.00

West Kent Elementary School – Sprinkler Head Replacement – 13-Jun-23

Island Sprinkler Systems Ltd.	\$	28,000.00
Troy Fire & Life Safety Ltd.	\$	30,000.00
B&B Sprinklers Ltd.	\$	309,000.00

Bloomfield Gym AC Ceiling Tile Removal & Lighting Upgrade – 15-Jun-23
(Invited Tender)

Inflector Environmental Services LP	\$	177,350.00
-------------------------------------	----	------------

Queen Elizabeth Hospital – Partial Roof Replacement – Phase 3 – 20-May-23

Evolution Roofing Ltd.	\$	1,624,820.00
------------------------	----	--------------

Glen Stewart Primary School – Partial Roof Replacement – 22-Jun-23

Brault Roofing Maritimes Inc.	\$	117,046.00
Atlantic Roofers Ltd.	\$	131,501.00
Ashe Roofing Ltd.	\$	149,000.00

Parkdale Elementary School – Partial Roof Replacement – 22-Jun-23

Atlantic Roofers Ltd.	\$	256,072.00
Brault Roofing Maritimes Inc.	\$	276,267.00
Ashe Roofing Ltd.	\$	299,400.00

Central Queens Elementary - Boiler Replacement – 22-Jun-23

Precision Mechanical Inc.	\$	227,000.00
Ainsworth Inc.	\$	271,500.00

Wedgewood Manor – Partial Flooring Replacement – 6-Jul-23

Tile Master Inc.	\$	29,000.00
------------------	----	-----------

Stratford High School – TP1 Site Work (2023) – 11-Jul-23

Island Coastal Services Ltd.	\$ 11,983,052.27
Chapman Bros. Construction Ltd.	\$ 12,749,556.10
Birch Hill Construction	\$ 13,325,057.00

Queen Charlottetown Intermediate – Partial Roof Replacement – 13-Jul-23

Ashe Roofing Ltd.	\$ 109,400.00
Brault Roofing Maritimes Inc.	\$ 144,950.00
Atlantic Roofers Ltd.	\$ 156,660.00

Elm Street Elementary School – Sprinkler Head Replacement – 20-Jul-23

Island Sprinkler Systems Ltd.	\$ 39,900.00
-------------------------------	--------------

Prince Street Elementary School – Sprinkler Head Replacement – 20-Jul-23

Island Sprinkler Systems Ltd.	\$ 26,125.00
-------------------------------	--------------

West Royalty Elementary School – Sprinkler Head Replacement – 20-Jul-23

Island Sprinkler Systems Ltd.	\$ 39,425.00
-------------------------------	--------------

Prince Street Elementary School – Windows & Doors Re-Caulking – 1-Aug-23

Vintage Brick & Stone Inc.	\$ 77,649.00
----------------------------	--------------

Ecole Francois-Buote – Mobile Classroom Relocation and Set-up – 1-Aug-23
(Invited Tender)

Wellington Construction Co. Ltd.	\$ 118,435.00
----------------------------------	---------------

Wedgewood Manor – AHU – 17-Aug-23

No Bids

One (1) New Walkie Straddle Battery Powered Stacker – 23-Aug-23

Island Handling Systems Inc.	\$ 17,420.00
Stor-It Systems Ltd.	\$ 25,928.41

Bluefield High School – AHU – Heat Recover Upgrade – 24-Aug-23

Entire Mechanical Contractors	\$ 576,485.00
J&S Sheet Metal Ltd.	\$ 657,300.00

Charlottetown Rural High School – Partial Roof Replacement – 24-Aug-23

Atlantic Roofers Ltd.	\$ 240,561.00
-----------------------	---------------

Kensington 10 Unit Mixed Seniors and Family Housing Complex – 31-Aug-23

WM&M (1993) Ltd.	\$ 3,938,000.00
MacLean Construction Ltd. (o/a APM MacLean)	\$ 3,997,000.00
Leading Edge Homes Construction Developments Inc.	\$ 4,100,000.00

<u>Queen Elizabeth Hospital – Air Handling Units (AHU) #8 and #18 – 31-Aug-23</u>	
J&S Sheet Metal Ltd.	\$ 1,525,500.00
<u>Summerside Community Health Centre – Phase 1 – Building Envelope and Partial Site Development – 7-Sep-23</u>	
Fitzgerald & Snow (2010) Ltd.	\$ 7,793,000.00
MacLean Construction Ltd. (o/a APM MacLean	\$ 7,899,000.00
PCL Constructors Canada Inc.	\$ 8,739,000.00
Avondale Construction Limited	\$ 9,413,000.00
<u>Slemon Park Records Centre (SRC) – Multi-Level Steel Shelving Project – 7-Sep-23</u>	
Integrated Warehouse Solutions	\$ 324,950.00
GN Johnston Equipment	\$ 474,500.00
<u>Kings County Highway Depot – Shelving (Invited Tender) – September 7, 2023</u>	
Brafasco/White Cap Supply Can.	\$ 35,269.61
Stor-It Systems	\$ 38,868.96
Office Interiors MMP	\$ 53,953.00
Johnston Equipment	Non-compliant Bid
<u>Beach Grove Home – Air Handling Unit (AHU) Replacement – 14-Sep-23</u>	
WM&M (1993) Ltd.	\$ 2,956,000.00
Fitzgerald & Snow (2010) Ltd.	\$ 3,837,000.00
<u>Souris Hospital – Air Handling Unit (AHU) Replacement – 5-Oct-23</u>	
J&S Sheet Metal Ltd.	\$ 1,560,600.00
Entire Mechanical Contractors	\$ 2,078,900.00
<u>Kings County Forestry Depot – AC Upgrade – 5-Oct-23</u>	
Refrigeration Specialists Inc. (RSI)	\$ 44,400.00
Entire Mechanical Contractors	\$ 53,300.00
Controls & Equipment Limited	\$ 87,702.50
<u>Prince County Forestry Depot – AC Upgrade – 5-Oct-23</u>	
Refrigeration Specialists Inc. (RSI)	\$ 51,398.00
Entire Mechanical Contractors	\$ 64,800.00
Controls & Equipment Limited	\$ 94,501.00
<u>Four Neighborhoods Health Centre – Parking Lot Paving – 5-Oct-23</u>	
Island Construction Ltd.	\$ 194,241.20
M&M Resources Inc.	\$ 221,400.00
<u>Mount Stewart 6 Unit Mixed Seniors and Family Housing Complex – 12-Oct-23</u>	
Anchored Construction Group Inc.	\$ 2,188,000.00

Leading Edge Homes Construction and Developments Inc.	\$ 2,220,000.00
WM&M (1993) Ltd.	\$ 2,221,000.00
MacLean Construction Ltd. (o/a APM MacLean)	\$ 2,696,000.00
 <u>Stratford High School – TP4B – Structural Steel – 12-Oct-23</u>	
MacDougall Steel Erectors Inc.	\$ 3,447,000.00
Livingston Steel Inc.	\$ 4,475,000.00
 <u>Stratford High School – TP4A – Foundation – 26-Oct-23</u>	
Island Coastal Services Ltd.	\$ 3,439,686.37
 <u>O’Leary Community Health Centre – Storage Building – 7-Nov-23</u>	
Perry’s Construction Ltd.	\$ 120,000.00
Leading Edge Homes Construction and Developments Inc.	\$297,837.00
 <u>Alberton 10 Unit Mixed Seniors and Family Housing Complex – 17-Nov-23</u>	
Wellington Construction Co. Ltd.	\$ 3,695,550.00
Leading Edge Group	Non-Compliant Bid
 <u>Ecole Pierre-Chiasson – Classroom Addition – 21-Nov-23</u>	
Perry’s Construction Ltd.	\$ 630,000.00
GIA Limited	\$ 692,000.00
PCL Constructors Canada Inc.	\$ 1,080,000.00
 <u>Parkdale Elementary School – Ventilation Upgrades (Re-tender) – 23-Nov-23</u>	
J&S Sheet Metal Ltd.	\$ 487,200.00
Entire Mechanical Contractors	\$ 550,000.00
 <u>Vernon River Consolidated – Ventilation Upgrades (Re-tender) – 28-Nov-23</u>	
Refrigeration Specialist Inc. (RSI)	\$ 740,000.00
 <u>O’Leary Community Health Centre – Margaret Stewart Ellis Home – Partial Flooring Replacement – 1-Nov-23</u>	
Tile Master Inc.	\$ 49,000.00
 <u>Kings County Highway Depot – Appliances (Invited RFQ) – December 6, 2023</u>	
Beck’s Furniture	\$ 5,580.00
MacArthur’s Appliances	\$ 6,744.00
 <u>Former Holy Trinity Church, Georgetown – Ceiling and Walls Lead Containing Paint Abatement – 16-Jan-24</u>	
Inflector Environmental Services LP	\$ 128,000.00
Island Abatement Ltd.	\$ 173,900.00

<u>Prince County Hospital – Dialysis & O.H. AHU Modifications – 1-Feb-24</u>	No Bids
<u>Slemon Park Records Archive – Electrical Upgrades – 8-Feb-24</u>	
Olympia Electric Ltd.	\$ 114,620.00
Ainsworth Inc.	\$ 116,500.00
<u>Slemon Park Records Archive – Fire Protection – 8-Feb-24</u>	No Bids
<u>Stratford High School TP#3 – Elevator – 29-Feb-24</u>	
Otis Canada Inc.	\$ 129,980.00
TK Elevator Canada	\$ 172,998.00
<u>Provincial Correctional Centre – CCTV Upgrade – 29-Feb-24</u>	
Ainsworth Inc.	\$ 773,889.00
Hansen Electric Ltd.	\$ 868,700.00
<u>Alberton Elementary School – Partial Window Replacement & Brick Repointing – 28-Mar-24</u>	
WM&M (1993) Ltd.	\$ 93,800.00
Vintage Brick & Stone Inc.	\$ 94,429.00
<u>Birchwood Intermediate High School – Partial Roof Replacement – 28-Mar-24</u>	
Atlantic Roofers Ltd.	\$ 251,414.00
Brault Roofing Maritimes Inc.	\$ 287,424.00
Ashe Roofing Ltd.	\$ 294,200.00
Evolution Roofing Ltd.	\$ 378,500.00
<u>Former Holy Trinity Anglican Church – Phase 2: Interior Rehabilitation – 28-Mar-24</u>	
Arsenault Bros. Construction Ltd.	\$ 1,096,373.00
CP Construction Services	\$ 1,459,000.00

Projects from Previous Year

Contract administration and quality control was also provided for the following projects that were tendered prior to April 1, 2023 but under construction between April 1, 2023 to March 31, 2024:

- Provincial Correctional Centre Addition
- Queen Elizabeth Hospital – New Air Handling Units
- Montague Consolidated School - Renovations
- Eliot River Elementary School – Renovation, Addition
- Queen Elizabeth Hospital – Roof Replacement
- Morell 10 Unit Mixed Seniors and Family Housing
- Georgetown 10 Unit Mixed Seniors and Family Housing

- West Prince Community Health Centre
- Queen Elizabeth Hospital – Electrical Upgrade
- Prince County Hospital – Nurse Call System Replacement
- Kings County Highway Depot – Addition
- Beach Grove Home – Emergency Power Generator
- School Ventilation Upgrades
- Wedgewood Manor – Roof Replacement (Metal)
- New Sherwood Elementary K-6 School – New Build
- Kings County Memorial Hospital – Roof Replacement & Envelope Repairs
- Queen Elizabeth Hospital – Nurse Call Replacement
- Prince County Hospital – Fire Alarm System Upgrade
- 31 Unit Family Housing Complex (Lefurgey Ave, Summerside) – New Build
- Cardigan Consolidated School – Sustainable Upgrades – Solar Panels
- Bluefield High School – PA System Upgrade
- Beach Grove 30 Unit Seniors Housing Complex – New Build
- Athena Consolidated School – Fuel Tank Replacement
- Provincial Addiction Treatment Facility – Roof Replacement
- School Ceiling Tile Replacements
- School Boiler Replacements
- Health Facility Flooring Replacements

BUILDING MAINTENANCE AND ACCOMMODATIONS SECTION

The Building Maintenance and Accommodations Section is responsible for the provision of quality services for Government in the areas of building operations, maintenance, and accommodations; including the day to day operation and maintenance of Government buildings and systems. It is also responsible for the short and long term spatial requirements of Government departments and agencies within Government owned and/or leased facilities.

Building Maintenance and Accommodations Section projects included:

Island wide services:

- Elevator maintenance contracts and service
- Snow removal contracts
- Grass cutting contracts
- Pest control contracts and service
- Garbage removal contracts
- Janitorial contracts
- Security contracts and service
- Fire alarm, emergency lighting, fire extinguisher service and inspections
- Boiler maintenance and inspections

- Water testing
- Generator contracts and service
- Building mechanical controls contracts and service
- Leasing of office space
- Accommodations requests
- Daily building maintenance
- Fire safety plans
- Hazardous Materials Assessments

Prince County:

- Borden-Carleton Visitor Information Centre – Interior Renovations
- Tyne Valley Youth Centre – Kitchen Upgrade
- Various Locations – Grass Cutting Contracts

Queens County:

- Auditor General Office – Freestanding Furniture
- Government House – Millwork
- Shaw Building – Document Processing Renovations
- Sullivan Building – 5th Floor Furniture
- Government House Garage – New Cedar Shingle Roof
- 16 Garfield Street – Interior Painting
- Shaw Building – Document Publishing A/C Upgrade
- Cavendish VIC – RCMP Detachment Updates: Flooring, Heat Pump and Lighting
- Various Locations – Grass Cutting Contracts

Kings County:

- Various Locations – Grass Cutting Contracts

Schedule of Construction Tenders Received Maintenance and Accommodations

April 1, 2023 - March 31, 2024

Auditor General Office – Freestanding Furniture – 29-Apr-23 (RFQ)

Atlantic Business Interiors (Option 1)	\$	135,037.00
Atlantic Business Interiors (Option 2)	\$	147,382.00

Government House Millwork – 23-May-23 (Invite)

PE Architectural Millwork Inc.	\$	8,950.00
Storemark	\$	9,875.00

Grass Cutting Tender DTI Maintenance & Accommodations – 5- May-22 (Public Tender)

Prince County:

Acadian Museum:		
Sharpe Lawn Care	\$	550.00
Access PEI Alberton – coin toss:		
Donald Buchanan	\$	275.00
Carl Barbour	\$	275.00
Sharpe Lawn Care	\$	950.00
Access PEI O’Leary:		
Carl Barbour	\$	285.00
Donald Buchanan	\$	485.00
Sharpe Lawn Care	\$	1,100.00
Borden Scales:		
D and L Contracting	\$	402.05
Snowie Road	\$	658.00
Kensington Post Office:		
Snowie Road	\$	371.00
D and L Contracting (withdrew bid)	\$	349.99
Kensington Potato Services:		
Snowie Road	\$	581.00
D and L Contracting	\$	662.75
Sharpe Lawn Care	\$	1,450.00
Prince County Courthouse:		
D and L Contracting	\$	375.99
Sharpe Lawn Care	\$	1,100.00
Prince County Highways:		
D and L Contracting	\$	323.98
Snowie Road	\$	808.00
Summerside Youth Centre:		
D and L Contracting	\$	740.29
Sharpe Lawn Care	\$	1,000.00
Tignish Paint Shop:		
Carol Barbour	\$	295.00
Donald Buchanan	\$	650.00
Snowie Road	\$	768.00

Provincial Sign Shop:		
Carl Barbour	\$	220.00
Donald Buchanan	\$	275.00
Snowie Road	\$	330.00
Tyne Valley Health Centre:		
Sharpe Lawn Care (coin toss)	\$	400.00
Donald Buchanan	\$	400.00
Tyne Valley Youth Centre:		
Donald Buchanan	\$	485.00
Sharpe Lawn Care	\$	800.00
Western Forestry Office:		
Sharpe Lawn Care	\$	350.00
Donald Buchanan (withdrew bid)	\$	300.00
Queens County:		
Cavendish Visitor Information Centre:		
Snowie Road	\$	599.00
Root Awakening Lawncare	\$	780.60
The Upper Room Foodbank:		
Sunseeker Properties	\$	110.00
Root Awakening Lawncare	\$	130.10
DNS Landscaping	\$	195.00
Customs House:		
Sunseeker Properties	\$	108.00
DNS Landscaping	\$	195.00
Davies Law Courts:		
DNS Landscaping	\$	420.00
Root Awakening Lawncare	Non-Compliant Bid	
Department of Fisheries:		
Sunseeker Properties	\$	98.00
Root Awakening Lawncare	\$	130.10
DNS Landscaping	\$	220.00
Mona Wilson Centre:		
DNS Landscaping	\$	245.00
Sunseeker Properties	\$	250.00
Root Awakening Lawncare	Non-Compliant Bid	

Provincial Correction Centre:		
DNS Landscaping	\$	820.00
Sunseeker Properties	\$	905.00
Root Awakening Lawncare	\$	1,301.00
Queens County Forestry:		
Sunseeker Properties	\$	250.00
DNS Landscaping	\$	270.00
Root Awakening Lawncare	\$	364.30
Environment Warehouse:		
DNS Landscaping	\$	195.00
Sunseeker Properties	\$	375.00
Root Awakening Lawncare	\$	468.37
Analytical Lab:		
Sunseeker Properties	\$	245.00
Root Awakening Lawncare	\$	338.27
DNS Landscaping	\$	395.00
PAB Complex:		
Sunseeker Properties	\$	750.00
Root Awakening Lawncare	\$	1,040.80
DNS Landscaping	\$	1,145.00
Aubin Arsenault Building:		
Sunseeker Properties	\$	995.00
DNS Landscaping	\$	1,270.00
Root Awakening Lawncare	\$	2,341.81
Kings County		
Access PEI Montague:		
Sunseeker Properties	\$	210.00
Snowie Road	\$	581.00
Kings County Courthouse:		
Sunseeker Properties	\$	175.00
Snowie Road	\$	459.00
Lea Crane Building:		
Sunseeker Properties	\$	375.00
Snowie Road	\$	645.00

Montague Office Douses Road: Sunseeker Properties	\$	200.00
Kings County Forestry: Sunseeker Properties	\$	260.00
Snowie Road	\$	780.00
Queens Road Lot: Sunseeker Properties	\$	110.00
Highway Material Lab: Sunseeker Properties	\$	300.00
B&B Grasscutting	\$	622.50
8571449 Canada Ltd.	\$	2,077.50
<u>New Metal Roof Borden Scales – 8-Jun-23 (Public)</u>		No Bids
<u>New Metal Roof St. Eleanor's House – 8-Jun-23 (Public)</u>		No Bids
<u>Shaw Building – Document Processing Renovations – 6-Jul-23 (Public)</u> CP Construction Services Inc.	\$	339,000.00
<u>Sullivan 5th Floor Furniture TEKNION – 16-Aug-23 (Invite)</u> Ergoworks	\$	53,581.44
<u>Government House Garage, New Cedar Shingle Roof – 21-Sep23 (Public)</u> ALG Management Ltd.	\$	89,499.99
<u>16 Garfield Street – Interior Painting – 3-Oct-23 (Public)</u> MPD Painting	\$	51,200.00
Stu Constable Painting & Decorating Inc.	\$	84,000.00
<u>Borden-Carleton Visitor Information Centre – Interior Renovations – 7-Nov-23 (Public)</u> WM&M (1993) Ltd.	\$	181,000.00
APM MacLean Construction	\$	244,528.00
Leading Edge Group	\$	253,394.00
<u>Slemon Park Garage – Electrical Modification – 14-Dec-23 (Public) (Cancelled)</u> Collins Construction Project Specialists Inc.	\$	96,075.00
Red Fox Electric	\$	96,232.00
<u>Tyne Valley Youth Centre – Kitchen Upgrade – 14-Dec-23 (Public)</u> Leading Edge Group	\$	49,000.00
Arsenault Bros.	\$	50,956.00
Ron's Plumbing and Heating	\$	63,300.00

Shaw Building – Document Publishing A/C Upgrade – 12-Dec-23 (Public)

Entire Mechanical Contractors	\$	94,924.00
Refrigeration Specialist	\$	98,200.00
J&S Sheet Metal	\$	124,300.00

Cavendish VIC – RCMP Detachment Updates – Flooring – 21-Mar-24 (RFQ)

Tile Master	\$	11,150.00
-------------	----	-----------

Cavendish VIC – RCMP Detachment Updates – Heat Pump – 21-Mar-24 (RFQ)

Refrigeration Specialist Inc.	\$	5,250.00
-------------------------------	----	----------

Cavendish VIC – RCMP Detachment Updates – Lighting – 21-Mar-24 (RFQ)

FCC Electric	\$	5,450.00
Platts Electric	\$	5,670.00
Olympia Electric	\$	6,989.00
Cudmore Electric	\$	7,255.00
Red Fox Electric	\$	13,433.78

Cavendish VIC – RCMP Detachment Updates – Painting – 21-Mar-24 (RFQ)

No Bids

LAND AND ENVIRONMENT DIVISION

The Land and Environment Division is comprised of three sections including Environmental Management, Properties, and the Office of the Provincial Chief Surveyor. The Department's Climate Adaptation and Indigenous Consultation activities and responsibilities are also coordinated and completed from within the Division. The Division provides the staff and resources required to:

- provide environmental management and regulatory compliance services for the Department, and for others conducting activities within the Provincial Right-of-Way;
- provide core land management and administration for all government lands and holdings, and real estate services on behalf of all government departments;
- provide land and engineering surveying services for the Department and other government agencies, provide expertise on boundary law and the law on public roads, and maintain the Provincial cadastral infrastructure;
- provide expertise on and coordination of Indigenous consultation on behalf of the Department; and
- provide expertise on and coordination of climate change mitigation and adaptation measures relative to departmental activities, projects and assets.

General activities and specific projects carried out by each section are summarized below.

ENVIRONMENTAL MANAGEMENT SECTION

The Department's Environmental Management Section (EMS) is responsible to ensure environmental management and regulatory compliance during construction and maintenance work performed by the Department, or by others, within the Provincial Right-of-Way (ROW). The Section implements an Environmental Management System that includes the following key elements: departmental project approval process; environmental protection planning; project inspections and compliance monitoring; environmental education and training; environmental design and planning; policy/program development; environmental assessments and studies; and, public consultation and public partnering projects. Highlights of the Section's activities are provided below:

Project Registration and Approval Process

The Department's approval process remains the cornerstone for environmental control on a project-by-project basis. This process requires that each maintenance or construction project, or any work activity by others within the Provincial ROW, be registered with the Environmental Management Section (EMS) through submission of a project application form and/or with a site meeting. Subsequently, the proposed projects are reviewed and assessed for potential environmental effects, and an approval-to-proceed is issued, complete with project specific conditions-of-approval. All field staff working within the Environmental Management Section are designated as Environmental Protection Officers under the *PEI Environmental Protection Act*. All approvals issued by the EMS are issued under authority of the self-permitting agreement that has been developed between the Department of Transportation and Infrastructure (DTI) and the Department of Environment, Energy, and Climate Action (DEECA).

Project Approvals

The EMS issues four types of project approvals. The type of approval issued is based on assessment of the environmental risk associated with the project, the time of year, and the method in which the project will be completed. The four types of project approvals are:

- Blanket Approval
- Field Approval
- Approval-to-Proceed
- Approval-to-Proceed with accompanying Watercourse, Wetland or Buffer Zone Activity Permit issued by DEECA

The Section processed 219 environmental assessments/project approvals during 2023-2024, including 99 field approvals. A summary of the 219 approvals issued during the year is provided in the table as follows. They are categorized by county and approval-type. Typically, each approval involves a pre-construction project site inspection, identification of job-specific conditions-of-approval, issuance of the approval-to-proceed, and follow-up environmental compliance inspections on each project.

2023-2024 Environmental Management Section Project Approvals

County	Blanket Approval	EMS Approval (only)	EMS Field Approval	EMS Approval & DEECA Permit	Total
Prince	7	23	16	7	53
Queens	7	29	18	6	60
Kings	7	29	65	5	106
Province	21	81	99	18	219

Blanket Approvals

Across the Province, the Department conducts several activities that are repetitive in nature with low potential for causing adverse environmental effects. To simplify the approval process for these types of activities, the activities have been grouped by activity-type and each activity-type has been assigned a blanket approval with standardized conditions-of-approval. Generally, a blanket approval provides authorization for multiple projects of the same activity-type to be completed under a district by county-based approval.

EMS now issues blanket approvals to the Department's Highway Maintenance Division (HMD), Bridge Maintenance Section, Capital Projects Division, Confederation Trail Program, as well as Canada Post and Maritime Electric. The issuing of these approvals streamlines the project registration and approval process, while at the same time, maintaining established standards of environmental protection. A summary of projects completed in each county during 2023-2024 for the various blanket approval types is provided in the following table:

2023-2024 Blanket Approval Summary

Blanket Approval Type	Number of Blanket Approval Projects Completed			
	Kings County	Queens County	Prince County	Provincial Total
Millings, Gravel and/or Asphalt Placement	60	6	9	75
Shore Access		5	3	8
Painting				
Maintenance of Environmental Controls	13	20	18	51
Guardrail Reinstatement (with shoulder work)	8	17	6	31
Confederation Trail Surface and Slope Repairs		3	2	5
Confederation Trail Vegetation Management		52	36	88
Ditching (Smooth Bucket or Grading)	11	13	10	34
Brush Cutting	88	97	92	277
Timber Pile Bridge Minor Repair		3	5	8

Blanket Approval Type	Number of Blanket Approval Projects Completed			
	Kings County	Queens County	Prince County	Provincial Total
Unpaved Road Improvements With/Without Ditching (within 30 m of Watercourse/Wetland)	3	6	20	29
Surface Water Cross Culvert Replacement	18	16	8	42
Repair, Increase or Replace Stabilization Materials at Watercourse/Wetland	3	2	8	13
Maintenance of Provincial Tap Drains	1	1		2
Repair/Replace Timber Floors	1	3	2	6
Shoulder Grading/Planning & Material Placement	41	36	44	121
Debris Removal from Structures	20	9	20	49
Asphalt Overlay		17	11	28
Total Blanket Approval Projects	267	306	294	867

Field Approvals

The field approval enables a project proponent to receive an approval-to-proceed from the EMS Environmental Officer at the initial site meeting, with no additional paperwork or submission requirements. Most projects that receive a field approval have a greater potential for causing environmental impacts than those projects that would receive an EMS Approval-to-Proceed. In 2023-2024, 99 field approvals were issued.

EMS Approval-to-Proceed

The EMS Approval-to-Proceed permit allows our Environmental Management Section to issue approvals for projects that present a higher degree of environmental risk. Each proposed project is subject to an application process which provides a departmental Environmental Officer with an opportunity to review the project, workplan, timeframe, assess the potential impacts, and develop a set of conditions to be followed. In 2023-2024, 81 EMS Approval-to-Proceed permits were issued.

EMS Approval-to-Proceed with DEECA Watercourse, Wetland or Buffer Zone Activity Permits

Projects which are approved under the EMS Approval-to-Proceed with DEECA Watercourse, Wetland or Buffer Zone Activity permits are subject to review by EMS, the Provincial Department of Environment, Energy, and Climate Action and, in some circumstances, Fisheries and Oceans Canada. These types of projects include activities which are considered to be of significant risk to the environment. Similar to the EMS Approval-to-Proceed permit, projects approved under this type of permit are subject to an application process, which involves a review of the project, workplan, timeframe, and an assessment of the potential environmental impacts. Upon completion of the review, an approval with specific conditions is issued; considerations of time of year and work method are major factors in the granting of these approvals. In 2023-2024, 18 EMS Approval-to-Proceed with DEECA Watercourse, Wetland or Buffer Zone Activity permits were issued.

Environmental Audit Results

Annually, at the end of the construction season, an environmental audit is undertaken. The audit provides an opportunity to discuss work methods, environmental controls, and new and different methods of conducting work. In 2023-2024, 27 projects were audited by the Environmental Management Section. Of the 27 projects, 23 met the requirements of the permit, one exceeded the requirements, and three did not meet most of the requirements of the permits' conditions (proponents were informed of these deficiencies, deficiencies were corrected and follow-up inspections were conducted resulting in all of the requirements being met). The Department of Environment, Energy and Climate Action, along with the Department of Fisheries and Oceans, conduct their own environmental audit of DTI projects.

Miscellaneous Initiatives and Services

The EMS is involved with completing or coordinating a variety of additional environmental initiatives/services. Some of the more notable are described below:

Training Delivered

In 2023-2024, EMS staff coordinated environmental management round-table discussion sessions with several TI Divisions. The topics of these sessions included TI environmental policies and procedures, changes to the *Environmental Protection Act*, as well as the installation of proper environmental controls and activities such as in-stream culvert work, ditching, etc.

Policy and Program Development

The EMS develops and/or administers various departmental policies and programs to assist in providing structured implementation of departmental objectives and activities. The policies ensure that a consistent and clear approach to specified activities is understood and followed by the Department, as well as external agencies or persons such as engineering consultants, contractors or municipalities performing these same activities within the Provincial ROW.

Programs

- Joint Beaver Management Program with DEECA
- Highway-Related Beaver Management
- Environmental Audit Program
- Fish Passage Restoration Program
- Environment Fund Program
- Adopt-A-Highway Program
- Agricultural Siltation into ROW

Policies

- Fuel Spill Response Procedures
- Water Well Replacement Policy
- Wetland Conservation Policy
- Culvert Sizing Policy
- Approval-to-Proceed Renewal/Modification/Extension Policy
- Frequency and Documentation Required for Environmental Inspections
- Duty to Consult Operational Protocol

Designated Scenic Heritage Roads

The EMS implements a Management Strategy for Designated Scenic Heritage Roads (DSHR). The strategy recognizes that the historical and aesthetic value of the DSHR are best protected through limited disturbance and change; and, provides a practical guide for implementation of cost-effective protection methods to maintain the heritage of these unique roads and their surrounding sensitive environments,

including watercourses. Designation and administration responsibilities for scenic heritage roads are outlined in the *Roads Act*. The EMS ensures best management and minimal disturbance of the DSHRs through reviewing and approving work undertaken on these roads in consultation with a provincial wildlife biologist. By county, the DSHRs are: Prince County - Walls Road, Hackney Road; Queens County - Millman Road, Old Princeton Road, Warburton Road, Perry Road, Jacks Road, Junction Road and Klondyke Road; Kings County - Mellish Pond Road and County Line Road.

Agriculture-Related Work

In an effort to control the potential effects of agriculture-based projects on the Provincial ROW, the EMS established a protocol with the Provincial Agriculture Department that requires their identification of proposed projects through submission of Project Registration Applications to the EMS. The EMS then coordinates onsite project assessments with Agriculture representatives to identify and resolve any department-related issues including methods to avoid ROW impacts, cost responsibility for any associated department work, restoration requirements for affected ROW areas, etc.

Agricultural Encroachment on ROW

Each year, Provincial ROWs are significantly impacted by agricultural operations in a number of locations across the Province. These impacts include: excessive stormwater flow being directed into the ROW; eroded sediment depositing in ditches and culverts; liquid manure flowing into ditches and culverts; and, vegetable processing wash water being directed into ditches and culverts. EMS staff identify these encroachments, gather applicable information and forward a complaint to the Provincial Agriculture Department who, in turn, work with the landowner and DTI to rectify the problem.

Adopt-A-Highway Program

Building on the success of the Federated Women's Institute Annual Roadside Cleanup, this program enables Islanders to expand their efforts to combat roadside litter. The EMS, with the assistance of the Provincial Environment Department, developed the Adopt-a-Highway Program and coordinates implementation of the program for the Province. Businesses, community groups and organizations can adopt a minimum five kilometre section of Island roadway and agree to conduct a Fall and Spring cleanup each year.

Fish Passage Restoration Program

The Environmental Management Section (EMS) and other departmental divisions continue to work with local watershed groups from across the Province, along with the Atlantic Salmon Federation, the Department of Fisheries and Oceans Canada (DFO), and the Provincial Department of Environment, Energy and Climate Action (DEECA), to identify and repair fish passage barriers at highway culverts and crossings.

DFO has phased in new criteria for bridge and culvert installations in 2023. EMS has been working collaboratively with DFO and DEECA to implement design changes that improve fish habitat, fish passage, and improve climate change and severe storm event resiliency. The new criteria require new approaches in bridge design and culvert replacements. Balancing economic, safety and environmental requirements, requires the EMS to collect more design information and to be innovative in developing strategies that can accommodate these criteria changes.

The Department partnered with the Morell Management Cooperative in installing an innovative floating bridge design on the Gill Road Extension in the Fall of 2024. The Gill Road Extension is a non-essential road that had been causing environmental degradation to the Morell River for 20 years. The Department's Highway Maintenance Division provided financial support, and the EMS contributed to the design work to install this natural bottom span structure. EMS and the Department's Bridge Maintenance Section also installed a floating bridge structure on the Jessie Maybell Road on the East branch of the Morell River in Martinvale. By replacing the existing structure with a free-span natural stream bottom structure, water quality was improved in the East branch of the Morell River that was historically susceptible to high water temperatures, low oxygen levels in warm weather and chronic beaver issues.

The Department partnered with the Winter River Tracadie Bay Watershed Association to install a culvert with a prefabricated fishway built into the culvert. The existing culvert had presented a barrier to fish passage on Piper's Creek which is a tributary to Tracadie Bay.

Environmental-based Community/Public Partnering Projects

The EMS annually coordinates the Department's involvement in a variety of environment-related community/public partnering initiatives that enhance the environment or provide environmentally beneficial results for the general public. These requests for assistance typically involve work that can be grouped into six categories: Sediment control; fish passage restoration; erosion control; shoreline/coastal stabilization; habitat restoration; and community access. Department work involves in-kind provision of materials, equipment, surveying, project planning and environmental mitigation. The EMS, Highway Maintenance, Bridge Maintenance and Capital Projects sections all participate in these projects. EMS worked with 16 watershed and community groups on 32 projects during 2023-2024.

The year 2023 was year five of the PEI Watershed Pilot Project. The Department collaborated with a selected watershed group in each of the three counties to develop their priorities for the next year of the Pilot Project. In Prince County, EMS and the Cascumpec/Hills River Watershed Group continued their partnership in developing environmental management plans and maintenance schedules for secondary roads in their watershed. The Winter River/Tracadie Bay Watershed and EMS partnered to replace a hanging culvert on Piper's Creek in Queens County that was a barrier to fish passage. The old culvert was replaced with a culvert that had a prefabricated fishway. EMS also partnered with the Souris Area Wildlife Federation in Kings County to add sediment control improvements and maintenance practices to the Greenvale Road in the Black Pond Watershed.

EMS donated timbers and trail mix to the Morell Area Management Cooperative to install stairs and improve walking trails in the Indian Bridge section of the Morell River that is used by fishermen, kayakers and canoeists.

EMS partnered with the Trout River/Trout Unlimited Watershed Association in Coleman with projects that included material for private crossings on the Mill River, trail improvements at the Cabin on the Trout River and a three-person summer student crew that helped with the watershed group's environmental objectives in the Summer of 2023.

The Trout River Environmental Committee, with the assistance of EMS, made improvements to their trail system at the Devil's Punchbowl in South Granville and in Millvale.

EMS worked with the Souris Wildlife Federation on various fish passage issues in the watershed areas. Johnson's Pond in Clear Springs is an example of one of these ongoing activities. EMS also contributed a three-person environmental crew for the Summer to assist with the group's environmental field work.

EMS contributed a river relocation design plan for the Wheatley River Improvement Group for a project on a tributary of the Wheatley River. EMS will project manage the project in June of 2024.

Coastal Engineering Projects

EMS continues to work with coastal engineering groups to develop coastal engineered solutions to protect critical infrastructure. Examples: Phase 2 was completed at West Point/Cedar Dunes with the addition of two more intertidal reefs, additional beach nourishment and stabilization. Work was also completed at Crowbush to repair and fortify coastal structures resulting from Hurricane Fiona. Ongoing monitoring is being done by EMS at Souris Causeway, Basin Head, Panmure Island, West Point/Cedar Dunes, Victoria Causeway and Crowbush; this monitoring work contributes to our understanding of our coastal protection strategies.

Beaver Management

The EMS coordinates a Beaver Management Program, consistent with the Department's Beaver Management Policy, developed to address the problem of highway culverts frequently being obstructed by beaver activity. During the period of May through November, three Beaver Management Workers (BMWs) are hired to pro-actively identify and address road-related beaver problems across the Province, using the preferred management method of "by hand" restoration. The program has adapted a River Otter Conservation Guideline as well as an emergency response protocol for DTI and the Islands Watershed Associations, to streamline response times to beaver blockages on road crossings that are critical to the health of a Watershed. With increasing temperatures in the Summer, beaver blockages are quickly turning upstream water into anoxic environments which caused a series of fish kills on the Morell and Brudenell Rivers. A system of notification and response was developed to protect fish in warm water periods and to ensure passage and access to upstream spawning habitat in Spring and Fall. The cost of hiring the BMWs is small compared to the potential cost of responding to emergency events such as floods and washed-out roadway culverts caused by beaver activity, and to potential damage to surrounding property and aquatic ecosystems. The BMWs identified and managed beaver problems at 136 sites in 2023-2024.

Committee Participation

The EMS represents the Department on a number of inter-governmental and external committees. The following is a list of some committees that the EMS has participated on:

- Natural Areas Protection Act Committee
- Transportation Association of Canada (TAC) Environment and Climate Change Council
- TAC Climate Change Integrated Committee
- Provincial Environmental Assessment Review Committee
- Provincial Climate Action Secretariat

- Provincial Sustainable Transportation Committee
- Bonshaw Hills Public Lands Sub-Committee
- Trans Canada Highway Extension, Cornwall-Clyde River Wetlands Committee
- Provincial Active Transportation Working Group

Regulatory Approvals and Environmental Assessments

On behalf of the Department, the EMS acquires project approvals from external Federal and Provincial regulators and coordinates the completion of Federal assessments/screenings for larger capital projects.

The common types of approvals required include Provincial Environmental Assessment Review, *Navigable Waters Protection Act* (NWP) Approval, reviewed by Fisheries and Oceans Canada to determine whether a project will result in serious harm to fish, and Watercourse, Wetland, and Buffer Zone Activity Permits.

NWP Approvals

Administered by Transport Canada, NWP approvals are acquired primarily for the Department's bridge replacement projects and are intended to ensure that the public's right of navigation is protected from works which might interfere with navigation. The NWP approval process includes submission of an application with project design plans and a project-specific environmental assessment (CEAA Screening), public advertisement of the project, and stakeholder consultations.

Indigenous Consultation

The Department's Indigenous Consultation Coordinator (**ICC**) plays a vital role in fostering respectful and effective communication regarding the Crown's Duty to Consult obligations between the Province and the Mi'kmaq of Prince Edward Island through L'nuey. Reporting to the Director of Land and Environment for the Department, the Indigenous Consultation Coordinator acts as a liaison between the Province and L'nuey to address concerns, gather input, and provide updates on projects and initiatives relating to consultation. This role involves coordinating and managing consultation processes, ensuring compliance with relevant policies and regulations, and promoting positive engagement and consultation.

The Indigenous Consultation Coordinator must ensure that consultation processes are inclusive, transparent, and respectful of Indigenous cultures and traditions. The ICC must prepare and maintain accurate records of consultations, agreements, and feedback as well as prepare reports and documentation for internal and external stakeholders as required. The Indigenous Consultation Coordinator also serves on Ministerial and other intergovernmental working groups including the Federal-Provincial-Territorial Duty to Consult Working Group and the Atlantic Aboriginal Consultation Community of Practice Group.

Climate Change Adaption and Mitigation

The Government of PEI, including DTI, is undertaking new actions to mitigate and adapt to climate change. Each division in DTI is responsible for pursuing initiatives and designs that reduce or account for anticipated impacts resulting from climate change.

Within the Provincial Climate Adaptation Plan, focused on building Government's climate resiliency, DTI is tasked with co-leading two commitments: Action 4: Increasing Backup Power for Critical Infrastructure; and Action 8: Increase Resilience of Public Infrastructure.

Within the Interim Coastal Policy Recommendations Report, there are a number of coastal climate recommendations for future action and policy direction. From this report, DTI is tasked with leading and co-leading two commitments: Recommendation 13: Develop Asset Management Relocation and Decommissioning Plans for Coastal Public Property and Infrastructure; and Recommendation 15: Post Signage to Alert the Public to Potential Coastal Hazards. Work is currently underway to accomplish these commitments. Additionally, DTI will contribute to other various actions led by other departments to collaboratively work towards adapting better to climate change in areas of common interest.

DTI leads the design and implementation of coastal protection projects across PEI. These projects involve adapting to current and projected storm surge conditions, precipitation events, and sea level rise to protect and maintain coastal environments and infrastructure.

In 2023-24, coastal engineering work was undertaken to enhance adaptation efforts at Souris Causeway, Crowbush Cove, and West Point-Cedar Dunes. This work included coastal engineering studies and physical works including installation of intertidal reefs, directional groyne structures, terminal groyne structures, beach nourishment and sand fencing. These works are designed to minimize coastal erosion, maintain stable coastal environments, and/or protect critical infrastructure. The structures are designed to work with natural processes and are a type of nature-based or green engineering.

DTI designs and constructs provincial roads, bridges, buildings, culverts, water systems, and storm sewer systems with design criteria that account for climate change predictions over the useful life of the infrastructure. Bridges are designed higher and wider to accommodate storm surge and future projected sea level rise. Roads are designed with increased cross slopes by 0.5% to account for more frequent and more intense precipitation events.

DTI leads sustainable transportation initiatives through collaborating in active transportation programs, widening road shoulders, anti-idling policies, electric vehicle charging infrastructure initiatives, fleet electrification, and public transit projects. In 2023-24, 28 km of road shoulders were installed and 1.6 km of separated AT pathways were constructed by DTI, providing safe and convenient routes for those choosing active transportation. To assist the Government of PEI in achieving its Net-Zero 2040 goal, DTI has purchased the following electric fleet vehicles in 2023-24 to reduce greenhouse gas (GHG) emissions: three hybrid; four plug-in hybrid; and, 25 electric school buses. The purchase of the 25 electric school buses brought the provincial school bus fleet to 30% electric (107 of 358 buses). In 2023-24, Transit PEI renewed the summer shuttle service providing transportation between Charlottetown to Cavendish and Summerside to Cavendish, from June until September, equating to over 9,000 one-way trips. A year-round connection between North Rustico and Charlottetown was also launched.

DTI had 12 retrofit projects underway on various government buildings in 2023-24. These retrofits included window and roof replacements, solar panels, humidification upgrades and boiler replacements; all aimed at increasing energy efficiency and reducing associated GHG emissions. Also, DTI constructs new

buildings built to the net zero ready standards. In 2023-24, 13 new construction projects were underway, built to the net-zero ready standards, which included three schools: Sherwood Elementary School; Stratford High School; and Ecole Evangeline.

In 2023-24, DTI also adopted the National Building Code of Canada 2020 (NBC) and the National Energy Code of Canada for Buildings 2020 (NECB).

THE OFFICE OF THE PROVINCIAL CHIEF SURVEYOR

This Office provides land surveying services and expert opinion on legal and technical aspects related to land surveying and maintains a close working relationship with the Properties, Capital Projects, Highway Maintenance, Building Design and Construction sections of the Department. Expertise and services are also provided to other departments including: Environment, Energy and Climate Action; Finance; Agriculture and Land; Economic Growth, Tourism and Culture; Social Development and Seniors; Health and Wellness; Government agencies and boards; community groups; as well as the greater legal, engineering and land surveying community in the Province. The following are essential functions of the Office:

- Provide timely, comprehensive and efficient land and engineering surveying services on public roads and provincial lands;
- Provide technical expertise and regulate surveys completed under the *Oil and Natural Gas Act* and the *Mineral Resources Act*;
- Collect evidence and provide expert opinion on the tenure (public or private) of particular roads, rights-of-ways and public easements in the Province;
- Maintain and manage the provincial control survey networks and provide technical assistance to various GNSS/GIS users on the provincial datum and mapping plane;
- Maintain a library of documentary evidence and case law related to land tenure and surveying in Prince Edward Island and other provinces; and
- Coordinate survey training sessions and develop standards for engineering and legal surveying crews within the Department, as well as coordinate and implement quality control standards for the collection of engineering surveying data to ensure accuracy and reliance sufficient to exceed high engineering design standards.

Staff members are specifically trained in land surveying and particularly in the collection and assessment of boundary evidence. Staff currently consists of one professional land surveyor/professional engineer, two geomatics technicians, a research/administrative support clerk, and two survey crews.

During 2023-2024, approximately 75 files have been created in this section consisting of road status requests, right-of-way and easement acquisitions, and legal and topographic surveys.

Public Roads

During 2023-2024, the Office has opened approximately 28 files relating to road width and status enquiries. Disputed public roads continue to consume a major portion of the Office's resources. Often at

issue is the existence of a public road leading to the shore that is not visible on the ground, nor shown on the provincial highway atlas or the width of the road is less than the current standard of 20.117 meters (66 feet).

Resources are now more dedicated towards gathering the appropriate information required to defend the tenure of the non-essential roads, than the roads that are either classified and/or accepted into our network of maintained public roads. The Office will continue working towards resolving this imbalance.

Through ongoing research associated with individual requests regarding public roads, the Office has become more knowledgeable in the historic land tenure process associated with the development of the Province's road infrastructure.

Legal Surveys

In the past year the Office has undertaken numerous legal surveys. The Office has been engaged with multiple Government departments for a wide variety of surveys. Most legal surveys have been road acquisitions, land acquisitions and drainage easements.

The Office has also completed drone surveys to facilitate topographic work. Drones have been able to provide a higher level of topographic accuracy than field crews surveying large areas on foot. The Office has worked with Health & Wellness and Social Development & Seniors to facilitate mental health facility planning and future housing projects. The scope of these jobs is larger than previous involvement with these departments.

Additional surveys have been undertaken by the Office to facilitate the design and expansion of elementary schools, mental health and addictions facilities, future social development projects, provincial manors and general government facilities. Surveys for these jobs consisted of legal, topographic and engineering surveys required for site design. The Office has completed topographic and right-of-way surveys for long term care facilities, schools and Government of Prince Edward Island housing projects. Several surveys have also been completed to permit installation of EV charging stations at various locations in Prince Edward Island.

Provincial Survey Reference System

The GNSS-based active control network has now been in use by Government survey crews for eight years. The system has performed within the specifications of the manufacturer and has improved efficiency of gathering data in the field by the survey crews. The system has proven to be robust, with very few outages, most of which were related to localized power outages in the areas where the stations are located. Coverage of the system Island-wide is very good. The Office is now producing plans with coordinates reflected in this system, with observed ties to existing passive monuments, to allow for conversion from the active control network to the monument network for those in the private sector not currently using the active control network.

We continue to have an issue regarding the fluctuation in the elevations being measured at a point when a "loss of lock" occurs and when the point is re-established, users are receiving the signal from a different station in the network is still ongoing. Leica Geosystems, the manager of the network, has continued to

do extensive testing and has been unable to pinpoint the cause of the issue. Once again, this Office has advised that in cases where a more consistent elevation observation is required, for example in the case of setting grades, users of the system should set local control points with fixed elevations and operate either a GPS base-rover setup, or total station setup utilizing those local control points.

Drones

The Office has continued to improve on and further integrate drone surveys into jobs. A new drone which has an on-board GPS receiver has been acquired and dramatically reduces the time taken to complete a job, as well as providing more reliable GPS coordinates for computations and modeling.

Regular flights are being performed over environmentally sensitive areas to determine the effectiveness of structures in reducing erosion and protecting shorelines. The Office has acquired software which allows flight to flight data to be compared and ideally, in 2024-2025, will allow for volume differences to be computed between flights.

PROPERTIES SECTION

The Properties Section is responsible for the provision of real estate services on behalf of all Government departments regarding the ownership of provincial properties. Examples of the types of real estate services that are commonly provided include:

- Appraisals
- Acquisitions
- Disposals
- Negotiations
- Marketing
- Leasing
- Building Demolitions
- Expropriations
- Title Research
- Paralegal Services
- Consulting
- Property Management
- Public Tenders
- Public Relations

Real estate services are also provided to other Government agencies such as the Public Schools Branch, PEI Housing Corporation, Health PEI, PEI Energy Corporation, Island Waste Management Corporation, PEI Liquor Control Commission, Finance/Innovation PEI, as well as the Museum and Heritage Foundation, Holland College, municipalities and other local development corporations formed to promote economic growth outside the larger municipal centres.

The Properties Section maintains a computer-based filing system (Land Information Management System - LIMS) capable of tracking property inventory, lease renewals, rental payments, properties acquired, sold and leased, production of reports pertaining to provincial land inventory and recording of requests received regarding provincial lands.

Staff members participate on various Government committees including the Provincial Land Review Subcommittee, Natural Areas Protection Act Technical Advisory Committee, and Resource Land Acquisition Fund Committee.

As of March 31, 2024, there were approximately 2,373 essential properties (totaling approximately 106,985 acres) and 99 surplus properties (totaling approximately 333 acres) held in provincial ownership and under the management of various Government departments. For the period April 1, 2023, to March 31, 2024, the Properties Section received 300 inquiries related to provincial property matters.

Property Leases - April 1, 2023 to March 31, 2024

For the period April 1, 2023 to March 31, 2024, there were 130 lease agreements on 110 provincial properties (1,417 approximate acres) generating a revenue of \$90,931 for this period.

In addition, there were additional 316 lease or license agreements on 630 provincial properties that are not revenue generating, i.e., leased to communities or nonprofit organizations for a nominal sum. This number also represents licenses to complete activities on the Confederation Trail and within the road Right-of-Way when approved by the appropriate authority.

Property Acquisition (Not Resource Land Acquisition Fund) - April 1, 2023 to March 31, 2024

Parcel	Location	Acreage	Amount	Notes
113944	Rock Barra	72.70 acres	148,000.00	Property acquired on behalf of the Department of Environment, Energy & Climate Action (Forests, Fish & Wildlife Division). RLAF paid \$112,000 and the Canada Nature Fund paid \$148,000.
937045	Charlottetown	0.26 acres	649,900.00	Property acquired on behalf of, and at the expense of, the Department of Social Services and Seniors.
1172907	Poplar Grove	36 .00 acres	93,000.00	Property acquired on behalf of the Department of Environment, Energy & Climate Action (Forests, Fish & Wildlife Division) and the Department of Agriculture. Riparian Buffer Zone Acquisition Program paid \$11,000 and the Department of Transportation and Infrastructure (Capital Projects Division) paid \$82,000.
658054	Roseville	2.40 acres	28,500.00	Property acquired on behalf of the Department of Environment, Energy & Climate Action, (Forests, Fish & Wildlife Division) and paid for from the Canada Nature Fund.
198044	Montague	6.79 acres		Property acquired to be consolidated with lands of the new Riverview Manor.
638882	Mount Pleasant	95.00 acres	52,000.00	Property acquired on behalf of the Department of Environment, Energy & Climate Action, (Forests, Fish & Wildlife

Parcel	Location	Acreage	Amount	Notes
				Division) and paid for from the Riparian Buffer Zone Acquisition Program.
552141	Murray River	18.463 acres		Property re-acquired as per reversionary clause.
611582	Mount Pleasant	4.22 acres	2,925.00	Tax sale property transferred to Provincial ownership for amount of taxes and legal costs owing.
1168012	Charlottetown	27.00 acres	2,865,194.00	Property re-acquired as per reversionary clause.
173146	Avondale	200.00 acres	60,000.00	Property acquired on behalf of the Department of Environment, Energy & Climate Action, (Forests, Fish & Wildlife Division). Riparian Buffer Zone Acquisition Program paid \$30,000 and Ducks Unlimited paid \$30,000.
22699	Northam	33.00 acres	20,000.00	Property acquired on behalf of the Department of Environment, Energy & Climate Action, (Forests, Fish & Wildlife Division) and paid for from the Riparian Buffer Zone Acquisition Program.
22178	Northam	40.00 acres	18,000.00	Property acquired on behalf of the Department of Environment, Energy & Climate Action, (Forests, Fish & Wildlife Division) and paid for from the Riparian Buffer Zone Acquisition Program.
22582	Northam	60.00 acres	42,000.00	Property acquired on behalf of the Department of Environment, Energy & Climate Action, (Forests, Fish & Wildlife Division) and paid for from the Riparian Buffer Zone Acquisition Program.
30015	Huntley	32.00 acres	10,000.00	Property acquired on behalf of the Department of Environment, Energy & Climate Action, (Forests, Fish & Wildlife Division) and paid for from the Riparian Buffer Zone Acquisition Program.
537522	Union	2.43 acres		Property acquired on behalf of the Department of Environment, Energy & Climate Action, (Forests, Fish & Wildlife Division).
418038	Central Kildare	0.40 acres		Property acquired on behalf of the Department of Environment, Energy &

Parcel	Location	Acreage	Amount	Notes
				Climate Action, (Forests, Fish & Wildlife Division).
288266	Murray River	120.00 acres	59,000.00	Property acquired on behalf of the Department of Environment, Energy & Climate Action (Forests, Fish & Wildlife Division). RLAF paid \$15,000 and the Canada Nature Fund paid \$59,000.
110858	North Lake	60.00 acres	37,000.00	Property acquired on behalf of the Department of Environment, Energy & Climate Action (Forests, Fish & Wildlife Division) and paid for from the Canada Nature Fund.
157800	Glenfanning	75.00 acres	38,000.00	Property acquired on behalf of the Department of Environment, Energy & Climate Action, (Forests, Fish & Wildlife Division) and paid for from the Riparian Buffer Zone Acquisition Program.
917377	Red Point	60.00 acres	36,000.00	Property acquired on behalf of the Department of Environment, Energy & Climate Action, (Forests, Fish & Wildlife Division) and paid for from the Riparian Buffer Zone Acquisition Program.
116053	New Zealand	60.00 acres	30,000.00	Property acquired on behalf of the Department of Environment, Energy & Climate Action, (Forests, Fish & Wildlife Division) and paid for from the Canada Nature Fund.
1172667	High Bank	90.00 acres	135,000.00	Property acquired on behalf of the Department of Environment, Energy & Climate Action, (Forests, Fish & Wildlife Division). Riparian Buffer Zone Acquisition Program paid \$92,500 and the Canada Nature Fund paid \$42,500.
630947	St. Charles	67.00 acres	40,000.00	Property acquired on behalf of the Department of Environment, Energy & Climate Action (Forests, Fish & Wildlife Division) and paid for from the Canada Nature Fund.
164715	Cardigan North	43.00 acres	45,000.00	Property acquired on behalf of the Department of Environment, Energy & Climate Action, (Forests, Fish & Wildlife

Parcel	Location	Acreage	Amount	Notes
				Division) and paid for from the Canada Nature Fund.
118323	Rollo Bay	14.00 acres	7,000.00	Property acquired on behalf of the Department of Environment, Energy & Climate Action, (Forests, Fish & Wildlife Division) and paid for from the Canada Nature Fund.
152405	Howe Bay	33.33 acres	15,000.00	Property acquired on behalf of the Department of Environment, Energy & Climate Action, (Forests, Fish & Wildlife Division) and paid for from the Canada Nature Fund.
26674	Ellerslie-Bideford	0.16 acres		Property acquired in exchange for a tax receipt.
27367	Ellerslie-Bideford	0.14 acres		Property acquired in exchange for a tax receipt.
57505	Coleman	0.50 acres	4,488.00	Tax sale property transferred to Provincial ownership for amount of taxes and legal costs owing.
85878	Darnley	0.68 acres	16,406.00	Tax sale property transferred to Provincial ownership for amount of taxes and legal costs owing.
214536	Albany	0.173 acres	5,587.00	Tax sale property transferred to Provincial ownership for amount of taxes and legal costs owing.
280503	Brookfield	25.88 acres	550,000.00	Property acquired for future expansion of IWMC.
Totals	32 Properties	1280.526 Acres	\$5,008,000.00	

Property Acquisitions (RLAF) - April 1, 2023 to March 31, 2024
(RLAF - Resource Land Acquisition Fund)

Parcel	Location	Acreage	Amount	Notes
113944	Rock Barra	0 acres	112,000.00	Acquired 72.70 acres for the Department of Environment, Energy & Climate Action (Forests, Fish & Wildlife Division). RLAF paid \$112,000 and the Canada Nature Fund paid \$148,000.
288266	Murray River	0 acres	15,000.00	Acquired 120 acres for the Department of Environment, Energy & Climate Action (Forests, Fish & Wildlife Division). RLAF

Parcel	Location	Acreage	Amount	Notes
				paid \$15,000 and the Canada Nature Fund paid \$59,000.
165159	Albion Cross	92.59 acres	42,000.00	Acquired for the Department of Environment, Energy & Climate Action (Forests, Fish & Wildlife Division).
256172	Sturgeon	72.00 acres	47,000.00	Acquired for the Department of Environment, Energy & Climate Action (Forests, Fish & Wildlife Division).
849679	Cardigan North	30.00 acres	15,000.00	Acquired for the Department of Environment, Energy & Climate Action (Forests, Fish & Wildlife Division).
992230	East Point	40.00 acres	26,000.00	Acquired for the Department of Environment, Energy & Climate Action (Forests, Fish & Wildlife Division).
1172055	Degros Marsh	1.00 acre	41,000.00	Acquired for the Department of Fisheries, Tourism, Sport & Culture (Aquaculture Section).
Totals	7 Properties	235.59 Acres	\$298,000.00	

Easements Granted - April 1, 2023 to March 31, 2024

Parcel	Location	Acreage	Amount	Notes
322347	Summerside	0.02 acres		Easement granted for underground water and sewer and Right-of-Way granted for access.
784454	Charlottetown	0.09 acres		Easement granted for underground electrical line for the new Simmons Sports Centre.
76885	Kensington	0.05 acres		Easement granted for overhead electrical line across the Confederation Trail.
541482	Marie	0.16 acres		Easement granted for overhead electrical line across the Confederation Trail.
425892	Charlottetown			Easement granted for a temporary turning circle.
822657	Ten Mile House	0.04 acres		Right of Way granted for access.
2246	St. Lawrence	0.23 acres		Right of Way granted for access.
Totals	7 Properties	0.59 Acres	\$0.00	

Easements Acquired - April 1, 2023 to March 31, 2024

Parcel	Location	Acreage	Amount	Notes
539650	Cardigan	0.013 acres	500.00	Acquired easement for storm water management.
838557	Cardigan	0.128 acres	500.00	Acquired easement for storm water management.
882084	Stratford	0.08 acres		Acquired easement for vehicle turning area.
140905	Pleasant Grove	0.14 acres		Acquired easement for vehicle turning area.
930826	Pleasant Grove	0.22 acres		Acquired easement for storm water management.
1148626	Cornwall	3.23 acres		Acquired easement for storm water management.
1082056	Pleasant Grove	0.04 acres		Acquired easement for vehicle turning area.
283739	Miltonvale Park	2.40 acres		Acquired easement for storm water management.
246470	Cornwall	15.15 acres		Acquired easement for storm water management.
227983	Clyde River	2.99 acres		Acquired easement for ditch slope purposes.
Totals	10 Properties	24.391 Acres	\$ 1,000.00	

Disposals for Highways - April 1, 2023 to March 31, 2024

Parcel	Location	Acreage	Amount	Notes
1092915	Clyde River	14.80 acres		Part of a land exchange for a portion of PID 227983 for road realignment.
192278	Charlottetown	0.162 acres		Portion of property conveyed to enable access.
211086	Borden-Carleton	0.10 acres		Part of a land exchange for portions of PID 686592.
761767	Springvale	0.09 acres		Portion of old roadbed closed and conveyed to adjacent landowner.
240531	Wheatley River	0.53 acres	2,800.00	Portion of old roadbed closed and conveyed to adjacent landowner.
Totals	5 Disposals	15.682 Acres	\$2,800.00	

Acquisitions for Highways - April 1, 2023 to March 31, 2024

Parcel	Location	Acreage	Amount	Notes
56010	Cascumpec	1.92 acres		Acquired for road widening.
154302	Poplar Point	0.24 acres		Acquired for road widening.
245944	Cornwall	0.17 acres		Acquired for new street in subdivision.
246884	Cornwall	0.53 acres		Acquired for new street in subdivision.
571778	Darnley	0.38 acres and seasonal dwelling	275,000.00	Acquired for road widening purposes to address traffic congestion.
218289	Green Road	0.531 acres	10,000.00	Acquired for road widening.
218321	Green Road	0.17 acres	3,134.00	Acquired for road widening.
110403	South Lake	0.005 acres	2,500.00	Acquired for road improvements.
795070	South Lake	0.004 acres	500.00	Acquired for road improvements.
190868	Stratford	0.077 acres	44,000.00	Acquired for road widening.
248575	Warren Grove	1.47 acres + residence	194,270.00	Acquired for future roundabout project.
191783	Charlottetown	0.10 acres	30,000.00	Acquired for road widening.
1070846	Montrose	0.05 acres	2,550.00	Acquired for road realignment.
418053	Montrose	0.14 acres	1,500.00	Acquired for road realignment.
227983	Clyde River	5.18 acres	12,000.00	Part of a land exchange for a portion of PID 1092915 for road realignment. Compensation paid to client for crop damage.
686592	Borden-Carlton	0.016 acres		Part of a land exchange for a portion of PID 211086.
429696	Stratford	0.32 acres		Acquired for access into new Stratford school.
544288	Stratford	0.02 acres		Acquired for access into new Stratford school.
882084	Stratford	0.54 acres		Acquired for new street in subdivision.
328039	Stratford	1.24 acres		Acquired for new street in subdivision.
1148626	Cornwall	3.15 acres		Acquired for new street in subdivision.
140905	Pleasant Grove	1.77 acres		Acquired for public road purposes.
246470	Cornwall	4.36 acres		Acquired for public road purposes.
283739	Miltonvale Park	3.26 acres		Acquired for new street in subdivision.
1082056	Pleasant Grove	2.90 acres		Acquired for new street in subdivision.
Totals	18 Properties	28.543 Acres	\$575,454.00	

Property Disposals (Not RLAF) – April 1, 2023 to March 31, 2024

Parcel	Location	Acreage	Amount	Notes
89425	Springbrook	0.13 acres	13,200.00	Property conveyed to adjacent landowner for an expansion of its harbour facility.
102582	Souris	0.13 acres		Property conveyed to PEI Housing for affordable housing.
171934	Georgetown	0.22 acres		Property conveyed to PEI Housing for affordable housing.
231225	Mayfield	0.94 acres		Property conveyed to PEI Housing for affordable housing.
425892	Charlottetown	0.56 acres		Portion of subject property conveyed for public street purposes.
888800	Cardigan Head	2.40 acres	12,500.00	Portion of subject property conveyed for the development of a building.
20198	Tyne Valley	1.00 acres		Property declared surplus and was transferred to PEI Housing.
632109	Tyne Valley	1.40 acres		Property declared surplus and was transferred to PEI Housing.
Totals	8 Disposals	6.78 Acres	\$25,700.00	

CAPITAL PROJECTS DIVISION

CHIEF ENGINEER'S REPORT

The Capital Projects Division is responsible for the planning, design, construction and reconstruction of the Province's highways and bridges. This includes the associated tasks of data collection, surveying, mapping, materials testing, traffic engineering and bridge maintenance.

The responsibilities for planning, surveying, construction, and reconstruction come under the direction of the Chief Engineer with assistance from two Regional Engineers. The Chief Engineer's office is located in Charlottetown. The main offices for the Eastern Region are located in Charlottetown and Georgetown. The Western Region offices are located in Charlottetown and Slemon Park.

Traffic operations and sub-division development is directed by our Traffic Operations Engineer, located in the Charlottetown office. The two regions are managed by two Traffic Operations Managers, one working out of both Charlottetown and Georgetown, and one working out of Slemon Park that is also responsible for the Provincial Sign Shop in Tignish.

The design of highways and bridges is managed from the Charlottetown office, as is the project management of bridge construction and maintenance. The structural highway design and testing of construction materials is managed from the Highway Testing Laboratory in Mt. Stewart, with additional testing facilities at the Slemon Park location.

Planning within Capital Projects emphasized the need for: completing work early in the fall under favorable weather conditions; tendering the work in larger projects to improve quality control; and, the reduction of overall construction costs. The Department's emphasis is now on improvements to all arterial highways and the continuation of dedicating more resources to bridge replacement. The total capital highway and bridge expenditures for FY2023/2024 was approximately \$49.7 million. The Department's Bridge Maintenance expenditures are covered under the ordinary budget accounts.

The funding agreement, New Build Canada Fund, with Ottawa was put in place in 2014. This agreement is a 10-year funding deal between the Federal and Provincial governments. This has been extended for 3 additional years and will now end in 2027. Under the New Build Canada Funding agreement there were 11 projects completed in 2023-2024 which consisted of 4 larger projects including Route 2 - West Devon/Carleton/Woodstock, Rte 2 - Morell East, Victoria Cross Roundabout; and Rusticoville Bridge.

The New Deals for Cities and Communities provided federal funding for 9 projects including Route 13 – Crapaud, Route 1 - Bonshaw (Left Turn Lanes), Rink Road - Tyne Valley, Rte 4 - Albion Cross; and Souris Causeway.

Capital Projects completed 4 projects under the Investing in Canada Plan (ICIP). This program is for low volume roads and bridges.

Once again, the Capital Budget for Highways and Bridges was approved in the fall session of the Legislature. This enabled the Department to plan and tender contracts earlier for the coming year's road and bridge programs. This was a great benefit to the Capital Projects Division and also the P.E.I. Road Builders and Heavy Construction Association, as contractors can plan in advance for the upcoming construction season.

Highways and Bridges

Capital highway projects are administered by the two Regional Engineers. They review the deficiencies of the highway system and plan for the upcoming years using the Department's Five-Year Road Program, considering safety, traffic volumes, surface conditions, truck traffic and other departmental and public concerns relative to each project. This year the department continues to use the Highway Pavement Management System (HPMA) to help the department create and track their 5-year road program. The selected projects are surveyed and designed with input from environment, traffic, properties, surveys, materials lab and municipal personnel, as required. The regional staff prepare cost estimates and tenders, review tenders, award contracts, administer the contract, evaluate the work, record contract quantities, prepare payments, identify deficiencies to be corrected, and approve the final product. The highway projects include those cost- shared with Infrastructure Canada through the Build Canada Fund, New Deals for Cities and Communities funding and ICIP.

Capital bridge projects are administered by the staff of the Bridge Section. The bridge inspection initiative continues to have both department and consultant engineers inspect all large bridge structures on PEI every two years. They review the deficiencies of the bridges and plan for the upcoming years considering safety, traffic volumes, structural condition, truck traffic and other departmental and public concerns relative to each project. Design and contract administration are similar to highway projects.

Weigh Scale Contract Quantities

The Capital Project staff, along with assistance from our Highway Safety Division, are responsible for ensuring current and accurate totals of all materials which are paid by weight or volumes on all highway construction projects. Training and quality control supervision is provided to all district checkers, data collectors, weighers and checkers. Scale site activities are reviewed in conjunction with Measurement Canada and Highway Safety Division to ensure that there is compliance to the Federal *Weights and Measures Act*, the *Roads Act* Vehicle Weight Regulations, and the General Provisions and Contract Specifications for Highway Construction.

The Section provides data entry of material tickets for progress payments on all highway construction and bridge projects. The material tickets information is entered into the Construction Analysis and Tracking System (CATS), which is designed to assist the Capital and Maintenance staff in managing their highway projects. This process is also used to maintain the records of the Winter Sand Contracts by the Highway Maintenance Division.

Subdivision Development

Subdivisions continue to be built by private developers who are responsible for the surveying, construction, testing and deeding of the new streets to the Province. Department staff work with the developers and provincial or municipal planners to prepare a design with an acceptable roadway, storm water management plan, and utility services. An agreement is then signed between the three parties identifying responsibilities, costs, and scheduling. The developer deeds the right-of-way to the Province at such time as the conditions of the agreement are satisfied.

Provincial Subdivisions 2023 – 2024

All Counties									
Subdivision Name Location	SD #	Street Names	Length (km)	Grade (km)	Gravel (km)	Base (km)	Seal (km)	To be Sealed (km)	New Pavement (km)
StrathRae Estates, Phase 1, Miltonvale Park	904	Applecross Avenue	0.60	0.60	0.60	0.60	0.60		0.60
West River states, Phase 3, Cornwall	910	Waters Edge Lane	0.84	0.84	0.84	0.84	0.84		0.84
Lowther Subdivision, North Rustico	963	Brian's Lane & Jayne's Way	0.49	0.49	0.49	0.49	0.49		0.49

All Counties									
Subdivision Name Location	SD #	Street Names	Length (km)	Grade (km)	Gravel (km)	Base (km)	Seal (km)	To be Sealed (km)	New Pavement (km)
Scottsview Meadows, Cornwall	975	Samantha Lane	0.60	0.60	0.60	0.60	0.60		0.60
Shakespeare Drive Extension, Stratford	996	Shakespeare Drive	0.08	0.08	0.08	0.08	0.08		0.08
Provincial Totals:			2.61	2.61	2.61	2.61	2.61	0.00	2.61

Highways & Bridges Tenders Received

Route 1 – Bonshaw (Left Turn Lanes) 2023 – May 11, 2023

Chapman Bros. Construction Limited	\$	933,842.00
The Island Construction Limited	\$	990,549.00

Route 1A- North Bedeque (Left Turn Lanes) 2023- May 11, 2023

Chapman Bros. Construction Limited	\$	459,614.00
Island Coastal Services Limited	\$	461,693.50

Route 2 (Malpeque Road) – Charlottetown (Left Turn Lanes) 2023 – May 11, 2023

The Island Construction Limited	\$	512,226.00
Chapman Bros. Construction Limited	\$	545,856.00

Route 2 – St. Peter’s 2023 – May 11, 2023

Chapman Bros. Construction Limited	\$	1,018,275.60
The Island Construction Limited	\$	1,032,953.60

Route 2 – Souris Causeway 2023 – May 11, 2023

Chapman Bros. Construction Limited	\$	299,361.60
------------------------------------	----	------------

Rink Road- Tyne Valley 2023 – July 5, 2023

JBM Earthworks Limited	\$	789,610.00
AJL Limited	\$	896,692.00
Stewart Enterprises Limited	\$	899,094.55
Curran & Briggs Limited	\$	1,298,652.00
Chapman Bros. Construction Limited	\$	1,331,691.24

Route 2 – Tracadie Cross Left Turn Lane 2023 – July 5, 2023

Island Coastal Services Limited	\$	681,245.25
Chapman Bros. Construction Limited	\$	722,600.00

Route 6 & 238 – New London 2023- July 5, 2023

Island Coastal Services Limited	\$ 994,795.78
Chapman Bros. Construction Limited	\$ 1,041,316.80
Curran & Briggs Limited	\$ 1,187,885.00

Mount Stewart Storm Sewer Replacement 2023- July 5, 2023

Island Coastal Services Limited	\$ 371,493.06
Chapman Bros. Construction Limited	\$ 408,033.80

Coughlin Road Bridge- Structure Replacement 2023- July 5, 2023

Stewart Enterprises Limited	\$ 301,229.15
Gaudette's Transit Mix Limited	\$ 310,216.00

Wilfred Street- Miscouche (AT Trail) 2023 – August 24, 2023

Curran & Briggs Limited	\$ 950,157.40
-------------------------	---------------

Route 2 – Richmond 2023 – August 24, 2023

Curran & Briggs Limited	\$ 875,501.00
Chapman Bros. Construction Limited	\$ 887,161.00

Route 2 – Greenvale/Hunter River 2023 – August 24, 2023

The Island Construction Limited	\$ 751,610.00
Chapman Bros. Construction Limited	\$ 788,090.00

Deacon Grove Lane -Phase II 2023 – August 31, 2023

Island Coastal Services Limited	\$ 2,156,825.73
---------------------------------	-----------------

Route 4 – Bridgetown 2023- August 31, 2023

Chapman Bros. Construction Limited	\$ 1,318,552.12
Island Coastal Services Limited	\$ 1,368,420.96

Route 16 – Red Point 2023- August 31, 2023

Chapman Bros. Construction Limited	\$ 1,542,971.60
The Island Construction Limited	\$ 1,568,491.60

Route 4- Brudenell Left Turn Lane 2023 – August 31, 2023

The Island Construction Limited	\$ 1,010,225.29
Chapman Bros. Construction Limited	\$ 1,051,041.80
Island Coastal Services Limited	\$ 1,176,209.30

Middleton Road- Structure Replacement 2023 – August 31, 2023

Gaudette's Transit Mix Limited	\$ 560,289.00
Highfield Construction Company Limited	\$ 713,772.00
Noye & Noye Limited	\$ 807,281.00

<u>Point Prim Road -Structure Replacement 2023 – August 31, 2023</u>	
Highfield Construction Company Limited	\$ 779,971.00
<u>Victoria West- Structure Replacement 2023- September 14, 2023</u>	
Noye & Noye Limited	\$ 1,163,443.00
Highfield Construction Company Limited	\$ 1,235,990.00
Gaudette's Transit Mix Limited	\$ 1,551,634.00
<u>Cedar Dunes Shoreline Restoration – West Point 2023/2024- December 6, 2023</u>	
Stewart Enterprises Limited	\$ 715,932.00
Rockwood Transportation Co. Limited	\$ 885,190.00
Northern Enterprises Limited	\$ 930,850.00
<u>Jacques Cartier Shoreline Protection – Central Kildare 2023 – December 6, 2023</u>	
JBM Earthworks Limited	\$ 245,500.00
Noye & Noye Limited	\$ 276,200.00
Northern Enterprises Limited	\$ 281,850.00
Stewart Enterprises Limited	\$ 284,125.00
Island Coastal Services Limited	\$ 314,600.00
<u>Panmure Island Shoreline Protection – Gaspereaux 2023 – January 11, 2024</u>	
Chapman Bros. Construction Limited	\$ 206,173.50
Cardigan Excavators Limited	\$ 224,049.00
Kings County Construction Limited	\$ 230,924.00
Island Coastal Services Limited	\$ 293,924.00
<u>Borden-Carleton Plants 2024 – January 31, 2024</u>	
Somerset Gardens Inc.	\$ 84,688.30
<u>MacMillan Point Road Shore Protection – West Covehead 2023 – January 31, 2024</u>	
JE Matheson Construction Inc.	\$ 131,377.60
Birt and MacKay Backhoe Services Limited	\$ 195,976.40
Island Coastal Services Limited	\$ 199,203.60
Chapman Bros. Construction Limited	\$ 209,397.60
Landmark Construction	\$ 262,357.80
Cardigan Excavators Limited	\$ 279,221.00
<u>Cain's Bridge -Structural Replacement 2024- February 21, 2024</u>	
Highfield Construction Company Limited	\$ 4,320,921.20
Dunbar Construction Limited	\$ 4,326,214.75
Noye and Noye Limited	\$ 5,329,316.00
Valley Structures Limited	\$ 6,445,017.00

Rink Road – Tyne Valley 2024 – February 21, 2024

Chapman Bros. Construction Limited	\$	591,198.00
AJL Limited	\$	664,738.00

Route 19 – Nine Mile Creek 2024 – February 21, 2024

Chapman Bros. Construction Limited	\$	607,986.00
The Island Construction Limited	\$	649,864.60

Route 2 – Wellington Centre 2024 – February 21, 2024

Chapman Bros. Construction Limited	\$	1,564,860.00
Curran & Briggs Limited	\$	1,581,339.28

Route 225- Kinkora/Shamrock 2024 – February 21, 2024

Curran & Briggs Limited	\$	826,077.00
Chapman Bros. Construction Limited	\$	843,920.00
The Island Construction Limited	\$	838,813.60

Route 1 -Hazelbrook 2024 – February 21, 2024

The Island Construction Limited	\$	1,556,846.55
Chapman Bros. Construction Limited	\$	1,638,802.80

Route 1 -Lower Newton 2024 – February 21, 2024

The Island Construction Limited	\$	795,057.00
Chapman Bros. Construction Limited	\$	824,221.00

Route 2 -Fortune Bridge 2024 – February 21, 2024

Chapman Bros. Construction Limited	\$	1,210,248.00
The Island Construction Limited	\$	1,274,266.00

Route 6- Millcove 2024 – February 21, 2024

The Island Construction Limited	\$	464,780.92
Chapman Bros. Construction Limited	\$	466,948.16
Island Coastal Services Limited	\$	471,959.88

WESTERN REGION – HIGHWAYS AND BRIDGES

Projects	Kms	Grade	Gravel Base	Asphalt RAP	Asphalt Levelling	Asphalt Base	Asphalt Seal	Recon- struction	To Be Sealed	New Pavement
¹ Route 2 – West Devon/Carleton/ Woodstock	2.63					2.63	2.63			
² Route 20 – Hamilton/Baltic	3.15					3.15	3.15			

Projects	Kms	Grade	Gravel Base	Asphalt RAP	Asphalt Levelling	Asphalt Base	Asphalt Seal	Recon- struction	To Be Sealed	New Pavement
Route 12 – Ellerslie -Bideford	1.92					1.92	1.92			
³ Route 13 -Crapaud	2.42					2.42	2.42			
⁴ Route 13 – Mayfield	2.00					2.00	2.00			
Route 2 – (Malpeque Road) – Charlottetown Left Turn Lanes	0.65					0.65	0.65			
Route 1 - Bonshaw Left Turn Lanes	0.65	0.12	0.12			0.12	0.65	0.12		
Route 6 & 238 – New London	0.53	0.53	0.53			0.53	0.53	0.53		
⁵ Rink Road – Tyne Valley	0.77	0.77						0.77		
Route 2 – Greenvale/Hunter River	3.20						3.20			
Route 2- Richmond	1.35					1.35	1.35			
⁶ Jacques Cartier Park Shoreline Protection – Central Kildare	0.15									
⁷ Cedar Dunes Shoreline Restoration – West Point	0.13									
⁸ Strang Road – St Nicholas Chipped Tires	0.40							0.40		
Western Region Totals		2.06	1.29	0.00	0.00	14.77	19.14	2.72	0.00	0.64

Footnotes

¹ Included a left turn lane onto Trout River Road.

² Included widening shoulders with asphalt.

³ Included widening shoulders with asphalt.

⁴ Included widening shoulders with asphalt.

⁵ Included reconstructing road to subbase grade. Granular and asphalt will be placed in a future contract.

⁶ Included constructing a sandstone revetment wall with local rip rap.

⁷ Included constructing two off-shore reefs and sand nourishment.

⁸ Included excavating and placing chipped tires as a drainage course.

EASTERN REGION – HIGHWAYS AND BRIDGES

Projects	Kms	Grade	Gravel Base	Asphalt RAP	Asphalt Levelling	Asphalt Base	Asphalt Seal	Recon-struction	To Be Sealed	New Pavement
Route 2 – Abegweit Connects	0.94	0.25	0.25		0.69	0.94	0.94	0.25		
Route 2 - Dunstaffnage	1.88				1.88		1.88			
Route 2 - Rollo Bay	1.15						1.15			
Route 2 – Morell East	1.30				1.30		1.30			
Route 2 - St.Peters	1.33				1.33		1.33			
¹ Route 2 - Souris Causeway	0.20					0.20	0.20			0.20
² Route 2 - Tracadie Cross	0.63	0.24	0.24			0.24	0.63			0.24
Route 2 - Charlottetown	0.97				0.97		0.97			
Route 4 - Albion Cross	1.56						1.56			
Route 4 - Bridgetown	0.78	0.20	0.20		0.58	0.20	0.78	0.20		
³ Route 16 - Chepstow	4.16						4.16			
⁴ Route 16 – Red Point	4.17						4.17			
Victoria Cross Roundabout	0.82	0.82	0.82			0.82	0.82	0.48		0.34
⁵ Brothers Rd - Chipped Tires	0.75							0.75		
⁶ South Road Shore Protection - Fortune Bridge	0.24									
⁷ MacMillan Point Road Shore Protection	0.10									
⁸ Panmure Island Shore Protection	0.90									
⁹ Carpool Parking Area – Orwell	*see below									
Eastern Region Totals:	21.88	1.51	1.51	0.00	6.75	2.40	19.89	1.68	0.00	0.78

***Footnotes**

- ¹ Included a left turn lane into Souris Beach Parking Area.
- ² Included a left turn lane into Portage Rd and Realignment of Portage Rd.
- ³ Included widening shoulders with asphalt.
- ⁴ Included widening shoulders with asphalt.
- ⁵ Included excavating and placing chipped tires as a drainage course.
- ⁶ Included constructing sandstone armour revetment.
- ⁷ Included constructing imported stone armour revetment.
- ⁸ Included constructing sandstone armour revetment and sand nourishment.
- ⁹ Included constructing a 1,040 m² carpool parking area.

MATERIALS AND SOILS SECTION

Asphaltic Concrete

A total of seven asphalt plants were engaged in the production of asphaltic concrete. All asphalt mix was produced from drum mix plants. A total of 222,122 tonnes of asphaltic concrete was produced in 2023. This included binder course, surface course, levelling course and maintenance mixes. Daily inspections were carried out at each of the seven plants to control the quality of the mix produced. A total of 466 asphalt mix samples were collected and analyzed for compliance with Department Specifications. This resulted in a testing frequency of one test for every 477 tonnes of asphalt mix produced. A total of 103 cores were removed from the contracts to determine compliance with compaction and thickness requirements.

Aggregates

The use of local aggregates was limited to blend sands and reclaimed asphalt pavement (RAP). The type and amount of testing carried out to ensure the quality of the aggregates is noted below:

Type of Test	No. of Tests
Sieve Analysis Aggregate	536
Sieve Analysis Extractions	486
Specific Gravity	60
Soundness	26
Abrasion	19
Crush Count	19
Sand Equivalent	19
Flat & Elongated Particles	19
Uncompacted Voids Fine Aggregate	10
Micro-Deval	34

In addition, 20 Marshall mix designs were completed to determine aggregate proportions and optimum asphalt cement contents. Also, 25 Stripping tests were completed to determine the extent of stripping from the various aggregate sources. This includes stripping tests done on plant produced samples taken from each contract.

Soils and Granular

Soils testing dealt mainly with granular base course and select borrow. Tests carried out on these materials included sieve analysis, moisture-density relationship, specific gravity and degree of compaction. A total of 175 samples were processed during the year.

Type of Test	Number of Tests
Sieve Analysis	175
Moisture-Density	15
Compaction Test	784
Specific Gravity	34

Ice Control

Materials Lab staff provided inspection and testing services for the production of winter sand used by the Maintenance Division for ice control. The services included calibrations of sand blenders, on site monitoring and production sampling from both the blenders and from stockpiles. A total of 384 samples were processed for gradation testing.

Subsurface Investigation

The continued use of the Lab's mobile drilling unit permitted comprehensive sub-grade investigations to be carried out. A total of 50 samples were obtained from four different projects. Gradation analysis and insitu moisture contents were determined for all samples. In addition, two atterberg limit tests, one hydrometer analysis and nine organic indicator tests were also completed.

Concrete

Testing and inspection services were provided for the following Projects:

- Breakwater Street Shoreline Protection (2022 C/O)
- Route 2 – Morell East
- Route 1 – Bonshaw Left Turning Lane
- Route 2 – Souris Causeway
- Route 4 - Bridgetown
- Wilfred Street – Miscouche AT Trail
- Victoria Cross Roundabout – Victoria Cross
- Route 2 - Charlottetown
- Queens Road Retaining Wall
- Route 2 – Abegweit Connects

- Deacon Grove Lane – Phase II
- Warren Grove Road – Structure Replacement (2022 C/O)
- Rusticoville Bridge – Structure Replacement
- Point Prim Road – Structure Replacement
- French Village Bridge – Structure Replacement (2022 C/O)
- Victoria West – Structure Replacement
- Middleton Road – Structure Replacement
- Bayview Bridge – Structure Replacement (2022 C/O)

A total of 240 concrete test cylinders were tested for compressive strength. A total of 266 slump tests and 266 air content tests were performed. In addition, there was one set of three mortar cubes.

Profilograph

The High-Speed Inertia Profilograph was employed to determine smoothness on several contracts where surface course hot mix had been applied. The NRCC, Canada Community Building Fund, New Build Canada Fund and Investing in Canada Infrastructure Program Route Sections were tested to determine smoothness. A price adjusted smoothness specification was implemented on selected contracts.

BRIDGES

Bridge construction is shown in the Eastern and Western Regions Highway and Bridge Projects tables located elsewhere in this report.

The following is a list of bridges and the work carried out by the Department or on behalf of the Department:

Bridge	Work Completed
Route 330, Souris West Structure (K1-051)	Carry over work (complete structure replacement, asphalt)
Route 11, North Enmore (P2-038)	Carry over work (completed asphalt, site clean-up).
Route 6, Bayview (Q1-002)	Carry over work (completed structure replacement, asphalt).
Route 11, Victoria West (P2-033)	Design, tender, structure replacement
Route 6, Rusticoville (Q2-024)	Structure Replacement
Route 11, St. Nicholas (P3-012)	Design
Route 143, Coughlin Rd (P1-093)	Structure replacement, asphalt
Route 111, Middleton Road (P4-041)	Design, tender, structure replacement
Route 2, Cains (P1-003)	Design
Route 4, Bridgetown (K3-008)	Design
Route 2, Warren Grove Road (Q2-046)	Carry over work (structure replacement, asphalt).
Route 11, Abraham's Village (P3-029)	Carry over work (Structure rehabilitation).

Bridge	Work Completed
Route 171, Bedeque Bridge (P4-006)	Structure Rehabilitation
Route 350, French Village (Q3-047)	Carry over work (structure replacement, asphalt).
Route 209, Mount Buchan (Q4-023)	Structure Replacement
Route 1, Hillsborough Bridge (Q5-009)	Design – Coating Program
Route 10, Darley Bridge (P3-010)	Carry over work (causeway rehabilitation, asphalt)

Pre-cast Structure Purchase

The Department did not procure any precast concrete elements.

Timber Material Purchase

The Department did procure timber elements.

Bridge Inspections and Bridge Management

The Department retained several consultants (as well as our own in-house staff) to conduct detailed bridge inspections on 294 bridge structures within the Province. The detailed inspections are based on the Ontario Structures Inspection Manual (OSIM). All inspection teams were given an in-depth full two (2) week comprehensive bridge inspection training course. The data from each bridge inspection has been entered into the Bridge Management Software. This software allows us to better manage our assets in determining where the capital budget gets allocated and which bridge structures get priority.

Bridge Maintenance

The Bridge Maintenance Section is responsible for the ongoing maintenance of approximately 1,400 structures across Prince Edward Island. There are several types of structures within the bridge inventory:

- Multi-Plated Steel Arches
- Timber Boxes
- Concrete Bridge/Timber Extensions
- Sectional Concrete Boxes
- Steel Sheet Piling Bridges
- Timber Pile Bridges
- Steel Pile Bridges
- Corrugated Steel Pipes
- Timber Crib Bridges
- Timber Catch Basins
- Timber Driveway Boxes
- Concrete Span Bridges
- Steel Span Bridges

Bridge Maintenance is comprised of several components:

- Inspection Crew - The crew operates on a 6-year schedule rotating between the 3 counties inspecting approximately 190 smaller structures each season.
- Bridge Yard Inventory Crew - Responsible for inventory control for the materials being sent to the various projects across the Island.
- Boom Truck - Responsible for transporting the construction materials to the maintenance crews and construction sites.
- Construction Crews - Six crews are responsible for the yearly maintenance work carried out by the Bridge Section.
- Internal Bridge Crew – One internal crew is responsible for a variety of items related to the maintenance and upkeep of the highway structure network.

Bridge Management Duties include overseeing and organizing the schedules of the Bridge Maintenance Staff.

In addition to the goals of ensuring the integrity of structures, the Bridge Maintenance Section assists other agencies in achieving their objectives by improving fish passages with the installation of baffles within structures, protection of stream banks by the placement of gabion basket; and, the creation of fish habitat by installing natural bottoms in some of the structures.

Highway Design Section

The DTI design section provided the following services during the fiscal year:

- preliminary planning, detailed design, issued for review, tender, and construction drawings,
- delivery of construction layout information to DTI surveyors and 3D surface files to contractors to facilitate machine control during road construction
- pre-tender estimates, and post-construction quantities
- property impact drawings
- road design assistance for several in-house bridge replacement projects.

In addition, on multiple projects, the design section worked in liaison with private sector consultant design teams on preliminary planning and design, design revisions; and, aiding in delivering construction layout information to DTI surveyors and field crews. All incoming electronic survey data was reduced and verified in this section for accuracy prior to preparing further design work.

Project List:

Route	Area of Design Work Done
Route 1 - Trans Canada Highway	<ul style="list-style-type: none">• Hampton left turn lane. Detailed design and Issued for Tender (IFT) drawings• Bonshaw and Green Road turning lanes. Issued for Construction (IFC) drawings and construction layout information

Route	Area of Design Work Done
	<ul style="list-style-type: none"> • Stratford active transportation trail extension. IFT and IFC drawings and construction layout information. • Orwell Village rideshare – revised detailed design and construction layout information.
Route 1A	<ul style="list-style-type: none"> • Schurmans Point Road left turn lane. Detailed design and IFT drawings • Reads Corner Intersection. Preliminary design and facilitation
Route 2	<ul style="list-style-type: none"> • Winlsoe, Penny Lane and Countryview Drive left turn lanes. Detailed design and IFT drawings • Blooming Point Road and Portage Road intersection realignment and left turn lane. IFT and IFC drawings and construction layout information • St. Peters Bay Route 2 and 313. Preliminary intersection planning options • Souris Beach Gateway Park left turn lane. Detailed design, IFT drawings and construction layout information • Carleton, Route 137 left turn lane. Design and construction layout information • Morell East storm sewer replacement. Detailed design, IFC drawings, and construction layout information • Winslow, Melody Lane intersection. Preliminary design and facilitation • Abegweit Connects. Facilitating the delivery of construction layout information from the consultant to DTI
Route 3	<ul style="list-style-type: none"> • Bridgetown storm sewer phase 1 and 2. Detailed design, IFT and IFC drawings and construction layout information
Route 4	<ul style="list-style-type: none"> • Montague, Macdonald Road left turn lane. Detailed design and IFT drawings • Montague, Robertson Road intersection. Preliminary design and facilitation
Route 6	<ul style="list-style-type: none"> • Grand Tracadie, Rink Road turning lanes. Preliminary design, detailed design, and IFT drawings • Millcove vertical realignment. Sight distance analysis, detailed design and IFT drawings • New London, Route 6 and 238 intersection vertical realignment. Sight distance analysis, detailed design, IFT and IFC drawings and construction layout information
Route 20	<ul style="list-style-type: none"> • New London, Route 6 and 262 intersection realignment. Sight distance analysis and preliminary design
Route 22	<ul style="list-style-type: none"> • Victoria Cross Rural Roundabout. IFC drawings and construction layout information • Mount Stewart storm sewer replacement. Revised IFT drawings, IFC drawings, and construction layout information
Route 239	<ul style="list-style-type: none"> • Saint Patricks, Old New Orleans Road intersection realignment. Preliminary design, detailed design, and IFT drawings
Miscellaneous	<ul style="list-style-type: none"> • Tyne Valley, Rink Road phase 2. IFT drawings and construction layout information • Park Corner, Cousins Shore Road. Additional preliminary design for access road

Route	Area of Design Work Done
	<p>improvements</p> <ul style="list-style-type: none"> • Miscouche, Wilfred Street storm sewer. Detailed design, IFT and IFC drawings, and construction layout information • North River, Route 235 new development access road. Preliminary design, detailed design and facilitation • Rocky Point, Blockhouse Road. Preliminary design • Lower Darnley, Thunder Cove Road. Preliminary design • Jacques Cartier Park shoreline protection. IFT drawings and construction layout information • Panmure Island shoreline protection. IFT drawings and construction layout information • Covehead, Route 252 MacMillan Point Road shoreline protection. IFT drawings and construction layout information • Bat Fortune, South Road shoreline protection. IFT drawings and construction layout information • Vertical profiles and sight distance checks at various existing and proposed access locations • Sand Pile Volume Calculations • Charlottetown, New Mental Health and Addictions Facility Access Road. Design coordination with consultant, drawing reviews, and facilitating the delivery of construction layout information from the consultant to DTI • Pre-tender estimates for all design projects • Post-Construction excavation volumes and other quantity calculations for various 2022 construction projects • Horizontal centerline geometry and paint line layouts for various cold plane, level, and seal projects

TRAFFIC CONTROL

Eastern Region Traffic Operations

Highway Signage

The installation and maintenance of highway signs was carried out by one full-time sign crew based out of Bridgetown as well as two full-time and one part time sign crews based out of Charlottetown. In addition to highway signs, the crews were responsible for the installation and maintenance of the Tourism Directional Signage, 911 signage, signing detours and regulation sign removal, as well as some construction signage installation and removal. The removal and replacement of signs damaged due to Hurricane Fiona caused an increased workload which carried into the new year. Multiple requests for Speed Radar Feedback and illuminated stop signs were received and available units were installed where the greatest needs were determined to be.

Tourism Directional Signs

Tourism directional signage was carried out by the Department of Transportation and Infrastructure. Sign orders were passed on to the provincial sign shop in Tignish for manufacturing, after which they were installed by the regional sign crews. There were 64 new signs manufactured for new clients, and 65 damaged or faded signs were replaced. There were 38 signs removed for clients who are no longer in the program.

Highway Marking

Centerline marking was applied to approximately 3800 km of existing highway by the centerline striping machine based out of Charlottetown, including 139Km of recapped pavement. In addition to this, 65 kilometers of new construction was pre-marked and painted. Shoulder lines and lane lines were applied to 482 kilometers of arterial highway. Edge lines were painted on approximately 119 kilometers of Collector Highways, including approximately 12Km of new shoulders. Department crews also painted streets in the Cities of Charlottetown and Summerside, the Confederation Bridge and Parks Canada.

Intersections in the region were re-painted by the intersection marking crews, based out of Kings County and Queens County. Permanent markings were applied to some major intersections and upgraded intersections as part of capital upgrades.

Highway Lighting

Maintenance of highway lighting was carried out by Hansen Electric in Queens County and by Foster Campbell Electric Ltd. in Kings County.

New lighting was installed at the new roundabout in Victoria Cross and along the approaches to the roundabout. New Rapid Flashing Beacons were added to various crosswalks to increase visibility of the pedestrians. New flashing beacons were installed to enhance the visibility of some stop signs throughout the Province.

Temporary traffic lights, flashing beacons and lighted barricades were used for detours and in advance of some major highway and bridge construction projects.

Repairs from Hurricane Fiona are still necessary due to damage caused by the storm.

Access Control

Applications for Entrance Way Permits on Arterial and Seasonal Highways were processed as well as stopping sight distance assessments for new dwellings, commercial operations, and subdivision requests. Fees were collected for the installation of new entrance ways for new dwellings and agricultural use.

Western Region Traffic Operations

Highway Signage

Western Region has two full time sign crews based in Alma and Summerside for the installation and maintenance of highway signage. In addition to highway signs, they are also responsible for the installation and maintenance of Tourism directional signage, 911 signage, the setup and dismantling of signage for

detours when required, the placement of message boards/arrow boards; and some construction signage. Theft is an issue in many areas in regard to both Private and Public road names.

Tourism Directional Signage

Tourism directional signage was carried out by the Department of Transportation and Infrastructure. Orders for signage were passed forward to the Provincial Sign Shop in Tignish. Upon completion, signs were installed by the department's regional crews. There were 11 signs manufactured for new clients, 3 signs were patched due to changes with regard to location; and 6 signs were replaced due to fading or damage. There were 23 signs removed due to no longer being in the system.

Highway Marking

Centerline marking was applied to approximately 833 km of existing highway by the centerline striping machine based in Charlottetown. Shoulder/Edge lines were painted on approximately 295 km of highway and in some areas the shoulder lines were double wide to act as traffic calming (reducing speed). Center line and shoulder marking was applied for 14 km of new construction including realignment Route 6, New London, plus 62 km of maintenance recap and 7.5 km of asphalt on clay roads. Intersection markings were applied by intersection marking crews based in Summerside. Permanent markings were applied to some major intersections as per capital upgrades. The installation of raised markers continues in some areas to enhance pavement markings on highways.

Highway Lighting

Maintenance of highways lighting was carried out by Hansen Electric in the Western Region. Message boards/arrow boards were used for highway construction and detours.

Access Control

Applications for Entrance Way Permits on Arterial and Seasonal Highways were processed, as well as stopping sight distance under highway access regulations assessments for new dwellings and commercial operations. Fees were collected for installation of new entranceways for new dwellings and agricultural use.

Provincial Sign Section April 1, 2023 - March 31, 2024

The Sign Shop continued to produce highway signage for the Island. The Sign Shop had two full-time classified positions, Tracy Gallant and Leanna A'Hearn as Shop Supervisor. There was one full-time casual position and a rotation of five other casual employees, as well as a rotation of two casual employees that filled one position in the Carpentry Shop area. The following is a breakdown of signage produced:

	Prince County	Queens County	Kings County
Directional	72	32	119
Extruded signage	0	0	5
Public Road Names	117	59	116
Private Road Names	19	25	36
Regulation & Warning	829	49	104

	Prince County	Queens County	Kings County
Route Assemblies	18	30	96
Community	12	11	29
Street Signs	0	0	0
TDS	47	57	39
Construction	79	12	10
Sub Totals:	1193	275	554

Un-invoiced Signage within Department:

Signs sent to Charlottetown Stock	2162
Construction Signs sent to Charlottetown Stock	313
Specialty Signs within Department	66
Fiona Debris site signage	61
DTI Decals	943
Indigenous Community Names	13
Project Boards (New Builds)	52
Public Works Name Plates	712
Other Signage	19
Sub Total:	4341

Invoiced Signage:

Other Departments	251
Public Works signs (and smaller vinyl stickers)	767
TIE Maintenance	205
Public School Board	0
Rails To Trails	315
Rails To Trails Delineators	3721
Parks Canada	19
Municipalities	146
Construction	173
Other Companies	131
Sub Total:	5728

County Totals

Prince County	1193
Queens County	275
Kings County	554
Un-invoiced signs	4341
Invoiced signs	5728
Total:	12091

Mapping and Geographic Information System (GIS-T)

In the fiscal year of 2023/24, the Mapping and GIS-T section was involved in several on-going and new initiatives. There were two staff members assigned to work in this area during this reporting time.

On-going activities continue to be the annual update of the digital road centerline. The Department continues to manage its centerline data using national standards and annually submits a copy to the Federal Government.

A new route file has been created based on the updated road geometry that was completed last year. A route file is used to map data along a network using measurements that define start and end points. The Department has long used this method to map roadway attributes. The route file and the road centreline file should always have the same geometry so when road alignments in the network are changed the route file needs to be adjusted as well.

Along with a new route file, new chainages or measurements were calculated based on the updated road geometry. These measurements are required at all intersections, surface and lane changes, end and start of roads; and, at bridges and trail crossings. The measurement values are universally used across the Department to obtain start and end measurements of various roadway activities.

The GIS portion of the project to define the Highway Access Regulations (HAR) got underway this year. It was decided that the best method of mapping the HARs in GIS was to develop an additional route file that was not segmented like the standard route file. The non-segmented route file does not break numbered roads into smaller segments but considers the entire length of the numbered highway as one route. The non-segmented route file was created, and a database is currently being developed to map the HARs.

The enterprise GIS became fully operational this year. All the Department's online data, maps and applications on ArcGIS Online were uploaded and re-created on the enterprise. Since the enterprise operates on government servers, there are no longer restrictions on the types or amounts of data that can be made available internally. New user accounts had to be made, as well as the launch of an updated mobile phone application. Currently there are about 70 users within the Capital Projects online mapping group able to access Departmental and Provincial GIS data. There are a number of other groups as well including: Traffic Operations, Properties, Environmental Management; and Surveys.

Smart phone field mapping continues to expand. Currently ongoing field mapping projects include SDI pavement quality; Confederation Trail Maintenance; guardrail inspections; large culvert identification; and a pilot area for signage and lighting. A special mobile GIS mapping project was completed this year to map the locations and sizes of debris piles from Hurricane Fiona cleanup activities.

HIGHWAY MAINTENANCE DIVISION

General

The Highway Maintenance Division provides a full range of operation and maintenance services on the entire provincial highway system. The Division is organized by function into the following sections and work units:

- Provincial Headquarters
 - Central management functions, program development, budgeting, inventory control, bulk purchasing and contract preparation.
 - Technical services relating to standardized policy and procedure for work crews, as well as staff training and development.
- Highway Maintenance – Eastern, Central and Western Region Operations
 - Maintenance and superintendence of all provincially owned roads across the Province.
 - Services include: pavement surface maintenance, roadside maintenance, drainage and storm water, unpaved roads, dust control, snow and ice control.
 - Maintenance of bridges, signage, pavement marking and traffic control devices are provided by other divisions of the Department.
- Mechanical Branch – Eastern, Central and Western Region Facilities
 - Supply, maintenance and general management of a large fleet of heavy equipment and light vehicles used directly to execute the work programs delivered by the respective Region operation.
 - Provision of skilled operators and equipment operations.
- Confederation Trail Maintenance
 - Maintenance and superintendence of all maintenance carried out on 444 kilometers of the former CN rail corridor (Confederation Trail).
 - Services include: vegetation control, culvert replacements and repairs, ditching, surface maintenance, shoreline protection and grass cutting. Maintenance of bridges is provided through the Department's Bridge Maintenance section.

Polyethylene Drainage Pipe

During the year we purchased polyethylene drainage pipe which was installed in various locations throughout the Province. Polyethylene drainage pipe is most widely used based on cost, ease of handling and durability. Armtec Inc. was awarded the contract for supplying the polyethylene drainage pipe. The

total value of polyethylene drainage pipe purchased by the Department for its maintenance projects during the season is as follows:

	Corrugated Steel	Polyethylene
Armtec Inc.		\$ 745,780.64

The following length of pipe was installed by the Highway Maintenance Division for the year:

Pipe Diameter	Central Region	Western Region	Eastern Region
Corrugated Steel	(Metres)	(Metres)	(Metres)
300 mm			
400 mm			
500 mm			
600 mm			
800 mm			
900 mm			
1200 mm			
Total	0.00	0.00	0.00

Pipe Diameter	Central Region	Western Region	Eastern Region
Polyethylene	(Metres)	(Metres)	(Metres)
300 mm	131.06	94.70	61.00
375 mm	1,424.94	1,303.13	899.00
450 mm	1,972.06	1,623.19	792.00
525 mm	204.22	9.00	193.00
600 mm	222.50	815.91	290.00
750 mm	137.16	97.92	103.00
900 mm	76.20	53.34	18.00
1200 mm	85.34	18.28	
1500 mm	30.48		
Total	4283.96	4015.47	2356.00

During the year the Highway Maintenance Division undertook the following installations of pipe:

Type of Installation	Central Region (metres)	Western Region (metres)	Eastern Region (metres)
New Installations	1,772.41	1,378.16	876.00
Replacement	2,380.49	2,023.13	983.00
Extension	39.62	39.19	43.00

Type of Installation	Central Region (metres)	Western Region (metres)	Eastern Region (metres)
Cross Culvert	73.15	508.29	445.00
Confederation Trail	18.29	66.70	
Water Problems			
Relocate			9.00
Total	4,283.96	4,015.47	2,356.00

*Note: Figures do not include culverts acquired by and installed by Capital Projects.

Used Corrugated Steel Pipe

The Division continues to follow policy developed for re-sale/re-using culverts to bridge various wood lots, farms and private home entrance ways. With the use of polyethylene pipe and the City of Charlottetown doing their own work, the availability of used pipe in acceptable condition for re-sale or reuse is becoming limited.

Crack Filling

This is a process whereby a hot rubberized asphaltic compound is used to fill random crack in the paved highway system in order to prevent water from entering into the substructure. In 2023 – 2024, the Department did not seal any cracks.

Technical Services

During the year, the Technical Services Section continued to provide required training programs and developed standardized work procedures for the benefit of front-line maintenance staff. Most training has been in-house, utilizing resident expertise. In selected areas, other provincial departments (e.g. Forestry Division).

Subject matter included but not limited to:

- Occupational Health and Safety Regulations
- First Aid and CPR
- Work Zone Safety
- WHIMIS
- Crew Orientations
- Winter Operations Orientations
- Dickey John Training/Testing
- Driver Training
- Highway Maintenance Procedures and Policies
- Crane Training
- Management and Supervisory Training
- Forklift Training
- Chain Saw Operation Certification
- Confined Space Training

In excess of 425 employees continue to receive training ranging from one-half day workshops to one-week sessions. The objective of these sessions is to improve awareness of safe and productive work practices.

Confederation Trails Annual Report 2023	
Brush Cutting	940.00 km
Culvert Replacing	848.00 m
Vegetation Control	444.00 km
Ditching	13,620.00 m
Painting of Handrails and Guardrails	0.096 km
Groom/Resurface	40.24 km

Schedule of Highway Maintenance Tenders Received

Project #14 – Asphalt Resurfacing 2023 (Watson Rd, Mill River East Rd, Warren Rd)

- May 30, 2023

Chapman Bros. Construction Ltd.	\$ 350,584.08
Curran & Briggs Ltd.	\$ 359,319.08

Project #15 – Asphalt Resurfacing 2023 (Jockos Cape Rd, Glengarry Rd, Kelly Rd)

- May 30, 2023

Chapman Bros. Construction Ltd.	\$ 440,359.08
Curran & Briggs Ltd.	\$ 450,134.08

Project #16 – Asphalt Resurfacing 2023 (Cannontown Rd, Russel St, Davidson St, Lowther St, Centennial Dr, Elizabeth Dr, Chestnut Dr, Francis St) - May 30, 2023

Curran & Briggs Ltd.	\$ 418,612.70
Chapman Bros. Construction Ltd.	\$ 430,794.00
Island Construction Ltd.	\$ 431,873.90

Project #17 – Asphalt Resurfacing 2023 (Dixon Rd, Rte 235 Emyvale, MacKenna Rd)

- May 30, 2023

Chapman Bros. Construction Ltd.	\$ 732,704.00
Island Construction Ltd.	\$ 757,782.80

Project #18 – Asphalt Resurfacing 2023 (Cavendish Rd, New Glasgow Rd)

- May 30, 2023

Island Construction Ltd.	\$ 633,914.00
Chapman Bros. Construction Ltd.	\$ 628,304.00

Project #19 – Asphalt Resurfacing 2023 (Rte 16 Goose River, Naufrage Harbour Rd, Munns Rd) - May 30, 2023

Island Construction Ltd.	\$	382,530.40
Chapman Bros. Construction Ltd.	\$	375,792.00

Project #20 – Asphalt Resurfacing 2023 (Clay Rd, Rte 22 Pisquid East, Byis Lane) - July 27, 2023

Chapman Bros. Construction Ltd.	\$	373,914.08
Island Construction Ltd.	\$	392,393.83

Project #21 – Asphalt Resurfacing 2023 (Selkirk Rd) - July 27, 2023

Chapman Bros. Construction Ltd.	\$	154,351.36
Island Construction Ltd.	\$	162,045.86

Project #22 – Asphalt Resurfacing (Rte 5 – 48 Rd, Rte 23 – Selkirk Rd, Murray Harbour Rd) - July 27, 2023

Island Construction Ltd.	\$	434,137.08
Chapman Bros. Construction Ltd.	\$	412,524.08

Project #23 – Asphalt Resurfacing 2023 (Rte 18 – Cape Bear Rd) - July 27, 2023

Chapman Bros. Construction Ltd.	\$	176,061.36
Island Construction Ltd.	\$	179,934.56

Project #24 – Asphalt Resurfacing 2023 (MacMillan Point Rd, Vessey Dr, Ling Dr, Chappell Dr) - July 27, 2023

Island Construction Ltd.	\$	249,484.08
Chapman Bros. Construction Ltd.	\$	253,984.08

Project #25 – Asphalt Resurfacing 2023 (Rte 10-North Carleton Rd) - July 27, 2023

Curran & Briggs Ltd.	\$	166,267.36
Chapman Bros. Construction Ltd.	\$	169,731.36

Project #26 – Asphalt Resurfacing 2023 (County Line Rd, Barbara Weit Rd, Raynor Creek Rd) - July 27, 2023

Curran & Briggs Ltd.	\$	384,097.48
Chapman Bros Construction Ltd.	\$	386,539.08

Project #27 – Asphalt Resurfacing 2023 (Rte 11 – Abrams Village) - July 27, 2023

Curran & Briggs Ltd.	\$	115,554.56
Chapman Bros. Construction Ltd.	\$	117,731.36

Project #28 – Asphalt Resurfacing 2023 (East Dr, Glenwood Church Rd, Milligan Wharf Rd, Rte 14-Campbellton) - July 27, 2023

Chapman Bros. Construction Ltd.	\$	327,024.08
Curran & Briggs Ltd.	\$	334,314.08

<u>Project #29 – Asphalt Resurfacing 2023 (Centerline Rd, Ashley Rd) - July 27, 2023</u>	
Curran & Briggs Ltd.	\$ 543,004.08
Chapman Bros. Construction Ltd.	\$ 539,978.08
 <u>Project #30 – Asphalt Resurfacing 2023 (Whitty Rd, Albion Rd, Bangor Rd, Redhead Rd) - August 24, 2023</u>	
Chapman Bros. Construction Ltd.	\$ 478,284.08
Island Construction Ltd.	\$ 484,656.58
 <u>Project #31 – Asphalt Resurfacing 2023 (Bear River Rd, Annandale Rd, Rte 5-48 Rd Cardigan, Perth Station Rd) - August 24, 2023</u>	
Island Construction Ltd.	\$ 592,360.44
Chapman Bros. Construction Ltd.	\$ 581,365.44
M&M Resources	\$ 560,330.44
 <u>Project #32 – Asphalt Resurfacing 2023 (Shore Rd) - August 24, 2023</u>	
Chapman Bros. Construction Ltd.	\$ 273,337.04
Island Construction Ltd.	\$ 276,107.04
M&M Resources	\$ 250,752.04
 <u>Project #33 – Asphalt Resurfacing 2023 (Shore Rd (Hampton)) - August 24, 2023</u>	
Chapman Bros. Construction Ltd.	\$ 175,071.36
M&M Resources	\$ 155,261.36
Island Construction Ltd.	\$ 169,079.36
 <u>Project #34 – Asphalt Resurfacing 2023 (Rte 103 Baltic, Rte 8 Freetown Rd, Rte 127 Grand River) - August 24, 2023</u>	
Curran & Briggs Ltd.	\$ 434,454.08
Chapman Bros. Construction Ltd.	\$ 440,284.08
 <u>Project #35 – Asphalt Resurfacing 2023 (Dufferin St, Church St, Main St Alberton, Albion St, Argyle St) – August 24, 2023</u>	
Curran & Briggs Ltd.	\$ 463,876.94
Chapman Bros. Construction Ltd.	\$ 454,870.44
 <u>Project #36 – Asphalt Resurfacing 2023 (Rte 2/16 – St Peters, Rte 16 – Cable Head East, Simpson Ln) - August 31, 2023</u>	
Chapman Bros. Construction Ltd.	\$ 348,835.44
Island Construction Ltd.	\$ 352,075.44
M&M Resources	\$ 382,850.44
 <u>Project #37 – Asphalt Resurfacing 2023 (Green Meadows Rd) - August 31, 2024</u>	
Chapman Bros. Construction Ltd.	\$ 151,191.36
Island Construction Ltd.	\$ 144,819.36
M&M Resources	\$ 151,421.36

Project #38 – Asphalt Resurfacing 2023 (MacDonald Rd, Newtown Rd,
Greys Rd, Blues Rd) - August 31, 2023

Island Construction Ltd.	\$ 686,113.54
Chapman Bros. Construction Ltd.	\$ 677,485.44
M&M Resources	\$ 679,882.94

Project #39 – Asphalt Resurfacing 2023 (Rte7 - Rustico Rd) - August 31, 2023

Chapman Bros. Construction Ltd.	\$ 229,041.36
Island Construction Ltd.	\$ 225,169.36

Project #40 – Asphalt Resurfacing 2023 (Rte 224 – St. Marys Rd) - August 31, 2023

Chapman Bros. Construction Ltd.	\$ 128,841.36
Island Construction Ltd.	\$ 123,725.71

Project #41 – Asphalt Resurfacing 2023 (Rte 12 Cascumpec Rd) - August 31, 2023

Chapman Bros. Construction Ltd.	\$ 173,931.36
Curran & Briggs Ltd.	\$ 177,570.16

Project #42 – Asphalt Resurfacing (Barclay Rd, Haliburton Rd, Piusville Rd,
Rte 14 – St Lawrence) - August 31, 2023

Curran & Briggs Ltd.	\$ 639,715.44
Chapman Bros. Construction Ltd.	\$ 630,965.44

Project #43 – Asphalt Resurfacing (Parkview Dr, Rte 14 Coleman, Murray Rd,
Wells Rd, Clark Rd, Christopher Rd) – August 31, 2023

Curran & Briggs Ltd.	\$ 673,440.04
Chapman Bros. Construction Ltd.	\$ 665,515.44

Project #44 – Asphalt Resurfacing (Rte 5-48 Rd Mount Albion) - September 14, 2023

M&M Resources	\$ 115,351.36
Island Construction Ltd.	\$ 110,925.56
Chapman Bros. Construction Ltd.	\$ 119,551.36

Project #45 – Asphalt Resurfacing 2023 (Princetown Rd, Long River Rd,
Rte 20 Seaview) - September 14, 2023

Curran & Briggs Ltd.	\$ 527,071.08
Chapman Bros. Construction Ltd.	\$ 531,064.08

Project #46 – Asphalt Resurfacing 2023 (Rte 11 Linkletter) - September 14, 2023

Curran & Briggs Ltd.	\$ 320,022.15
Chapman Bros. Construction Ltd.	\$ 327,473.40

<u>Project #47 Asphalt Resurfacing 2023 (Rte 131 Arlington, Allen Rd, Rte 11 – St. Chrystome) - September 14, 2023</u>	
Chapman Bros. Construction Ltd.	\$ 490,074.08
Curran & Briggs Ltd.	\$ 496,257.68
 <u>Project #48 – Asphalt Resurfacing 2023 (Rte 9 – Colville Rd, Linwood Rd) - September 28, 2023</u>	
Chapman Bros. Construction Ltd.	\$ 419,474.08
Island Construction Ltd.	\$ 430,867.08
 <u>Project #49 – Asphalt Resurfacing 2023 (Grahams Ln, Beach Point Rd, Howatt Rd) - September 28, 2023</u>	
Chapman Bros. Construction Ltd.	\$ 408,934.08
Curran & Briggs Ltd.	\$ 397,827.58
 <u>Project #50 – Asphalt Resurfacing 2023 (Cumberland Cove Rd) - September 28, 2023</u>	
Curran & Briggs Ltd.	\$ 237,959.52
Chapman Bros Construction Ltd.	\$ 235,553.12
 <u>Project #51 – Asphalt Resurfacing 2023 (Stanhope Rd) - September 28, 2023</u>	
Chapman Bros. Construction Ltd.	\$ 170,071.36
Island Construction Ltd.	\$ 177,713.36
M & M Resources	\$ 170,441.36
 <u>Project #52 – Asphalt Resurfacing 2023 (York Point Rd) - September 28, 2023</u>	
Chapman Bros. Construction Ltd.	\$ 340,338.40
Island Construction Ltd.	\$ 328,946.40
M & M Resources	\$ 356,093.40
 <u>Project #1 – Asphalt Resurfacing 2024 (Oliver Rd) - March 12, 2024</u>	
Curran & Briggs Ltd.	\$ 349,004.00
Chapman Bros. Construction Ltd.	\$ 342,142.00
 <u>Project #2 – Asphalt Resurfacing 2024 (Rte 12 Central Kildare, Rte 153 Montrose, Centreline Rd, Rte 14 Coleman) - March 12, 2024</u>	
Curran & Briggs	\$ 326,499.60
Chapman Bros. Construction Ltd.	\$ 319,769.60
 <u>Project #3 – Asphalt Resurfacing 2024 (Rte 11 Egmont Bay) - March 12, 2024</u>	
Curran & Briggs Ltd.	\$ 142,957.36
Chapman Bros. Construction Ltd.	\$ 149,622.36

<u>Project #4 – Asphalt Resurfacing 2024 (7th St, 9th St, Augustine St) - March 12, 2024</u>	
Curran & Briggs Ltd.	\$ 146,125.04
Chapman Bros. Construction Ltd.	\$ 149,190.04
 <u>Project #5 – Asphalt Resurfacing 2024 (Rte 6 Cavendish Rd, Rte 224 New Glasgow Rd) - March 12, 2024</u>	
Chapman Bros. Construction Ltd.	\$ 644,025.80
Island Construction Ltd.	\$ 660,294.96
 <u>Project #6 – Asphalt Resurfacing 2024 (Rte 224 St Marys Rd) - March 12, 2024</u>	
Island Construction Ltd.	\$ 134,679.76
Chapman Bros. Construction Ltd.	\$ 125,744.36
 <u>Project #7 – Asphalt Resurfacing 2024 (Rte 20 York Rd, Rte 235 Kingston Rd) - March 12, 2024</u>	
Island Construction Ltd.	\$ 1,086,756.99
Chapman Bros. Construction Ltd.	\$ 1,115,400.44
 <u>Project #8 – Asphalt Resurfacing 2024 (Stratford RD, Liam Dr, Campbell Dr, Greensview Dr, Village Green Rd) - March 12, 2024</u>	
M & M Resources	\$ 390,594.80
Chapman Bros. Construction Ltd	\$ 467,896.80
Island Construction Ltd.	\$ 393,176.34
 <u>Project #9 – Asphalt Resurfacing 2024 (Savage Harbour Rd) - March 12, 2024</u>	
Chapman Bros. Construction Ltd.	\$ 192,299.36
M & M Resources	\$ 195,946.36
Island Construction Ltd.	\$ 208,004.32
 <u>Project #10 – Asphalt Resurfacing 2024 (Shore Rd-High Sands) - March 12, 2024</u>	
Island Construction Ltd.	\$ 122,732.61
Chapman Bros. Construction Ltd.	\$ 122,846.36
M & M Resources	\$ 123,698.86
 <u>Project #11 – Asphalt Resurfacing 2024 (Rte 17 Albion/Sturgeon) - March 12, 2024</u>	
Chapman Bros Construction Ltd.	\$ 393,610.44
Island Construction Ltd.	\$ 398,843.74
 <u>Project #12 – Asphalt Resurfacing 2024 (Rte 16 Kingsboro) – March 12, 2024</u>	
Chapman Bros. Construction Ltd.	\$ 272,179.08
Island Construction Ltd.	\$ 278,626.08

HIGHWAY MAINTENANCE ACTIVITIES

Eastern Region – Summer Maintenance - 2023

Hot mix asphalt for patching crews was available from mid-May to the second week in October. A total of **34,838.81** tonnes was used by the branch for repairing the Province's paved road network in the Eastern Region. This asphalt was financed from the Division's operation and capital maintenance budget. Hand patching crews spread **2,024.64** tonnes. Private contractors supplied/placed **32,814.17** tonnes of asphalt over **41.122** kilometres.

The following is the tonnage of asphalt acquired from each firm:

Supplier	Tonnes
Island Construction	3,529.79
Chapman Brothers	26,938.15
M & M Resources	4,370.87

Resurfacing

The following roads were resurfaced by private contractors through supply and place contracts resurfacing approximately 41.122 kilometres.

Kings Zone K-1

Kings Zone K-2

Road Name	Kilometres		Road Name	Kilometres
Lower Rollo Bay Rd	1.100		Selkirk Rd	1.060
Harbour Rd - Naufrage	0.802		Aberdeen Rd	0.293
Munns Rd	1.131		Annandale Rd	1.000
Bear River Rd	1.000		Whitty Rd	0.535
New Zealand Rd	1.019		Rte 16 - Goose River	1.232
			Greenfield Rd	0.800
			MacAskill River Rd	1.200
			Rte 16 - Cable Head East	1.040
			Bangor Rd	0.800
			Redhead Rd	0.457
			Centre St	0.076
			Rte 2/16 St. Peters Rd	0.410
			Crowbush Cove Entrance	1.023
			Albion Rd	0.900
			Green Meadows Rd	1.210
Total Kms	5.052		Total Kms	12.036

Kings Zone K-3**Kings Zone K-4**

Road Name	Kilometres		Road Name	Kilometres
France Rd	0.931		Pembroke Rd	0.967
Clay Rd	1.021		Line Rd	1.057
Martinvale Rd	1.210		St Marys Rd. East	1.150
Baldwins Rd	1.023		Valleyfield Rd	1.500
48 Rd - Cardigan	1.550		Whim Rd	1.600
Perth Station Rd	0.854		Peters Rd	1.000
Launching Rd	1.579		Cape Bear Rd	1.330
Stanhope Rd	1.555		Blues Rd	0.664
Campbell Rd	0.105		Greys Rd	0.850
Riverside Dr	0.840		Shore Rd. (Cape Bear Rd)	2.000
MacDonald Rd	1.248			
Total Kms	11.916		Total Kms	12.118

Bush Cutting

During the season, three government mechanical bush cutters cut bushes along the highway. Approximately **404.90** kilometres were cut. The Division also used a mechanical brush chipper to eliminate the need to haul away the slash.

Road Maintenance

During the year, seven graders in the county carried out grading services on the unpaved road network grading approximately **1,895.42** kilometres of year-round unpaved roads. In some cases, roads were also ditched and loaders and trucks were used to haul away unsuitable material.

Sandstone, gravel and/or rock used to carry out the tasks of surfacing, repairing washouts, shoreline erosion, shoulder repair and material for drainage pipes was as follows:

SANDSTONE (t)	GRAVEL (t)	ROCK (t)
5,089.00	15,341.44	82.25

Sandstone and/or gravel was placed as a new surface material and new culverts, driveway or cross pipes were installed as required.

On the paved road network, a number of drainage problems were corrected. The equipment used to carry out this work included department or privately owned ditching machines and trucks. New culverts were installed as required. The amount of culvert material installed in the Eastern Region can be found under the section Polyethylene and Corrugated Steel Drainage Pipes.

Guardrail and Roadside Maintenance

Various crews are utilized periodically within the county to repair damaged sections of guardrail. Also, these crews cut grass and weeds around guardrails and guideposts in each zone.

Grass Cutting

The Division cuts grass on approximately **1,500** kilometres of road in the Eastern Region. One private grass cutter, equipped with a rotary mower, maintains **162** kilometres of roadside grass. This contractor was contracted to cut grass from the middle of June until the end of September. In addition, three department owned farm tractors equipped with rotary movers and side cutter attachments, were utilized for roadside grass cutting on the balance of approximately **1,338** kilometres throughout the Eastern Region.

Shoulder Material

During the past year, shoulder material was used to upgrade and repair worn out sections of shoulders.

Dust Control

Maintenance crews used **80** twenty-kilogram bags of flaked calcium chloride to control dust in specific locations. Liquid Magnesium was used for dust control and stabilization on gravel roads only. A total of approximately **70,808** litres was used to treat approximately **72.10** kilometres of road.

The accompanying tables provide the location and extent of work done in each zone during the year:

Kings Zone K1 Eastern Region – Maintenance Activities

Road Name	In Kilometres						
	Millings	Gravel	Shale	Shoulders	Ditching	Tap Drains	Bush Cutting
Ancelm MacDonald Rd	0.081						
Bull Creek Rd			0.090				
Glen Rd			0.198				
Johnstons Rd			0.018				
Kelly Rd			0.027				
Kitson Rd							0.200
Manning Rd	0.198	0.054					
Middle Tarantum Rd			0.072				
Park Rd		0.207					
Red Point Park Rd							0.300
Souris River Rd							0.200
West Tarantum Rd			0.045				
Totals	0.279	0.261	0.450	0.000	0.000	0.000	0.700

Kings Zone K–2 Eastern Region – Maintenance Activities

Road Name	In Kilometres						
	Millings	Gravel	Shale	Shoulders	Ditching	Tap Drains	Bush Cutting
Albion Rd. East End	1.15		0.04				
Anderson Rd							0.04
Bangor Rd	0.80			0.80			
Barry Rd		0.05					
Bennett Rd	0.04						
Cable Head Rd		1.10		1.10			
Centre St. Morell	0.76			0.76			
Cherry Hill Rd	0.06						
Church Rd		0.08					
Clay Rd							0.46
Collins Rd		0.06					
Dunn Rd	0.06	0.06					
Effie Lane, St. Peters						0.80	
Gay's Rd	0.03						
Goose River Rd		0.10					
Green Meadows Rd		0.08		0.08	0.20p		0.40
Hatchery Rd			0.05				
Indian Bridge Rd					0.08unp		
Indian Rd	0.20		0.10				
Kenny Rd		0.40					
Lakeside Rd					0.10p		
Lighthouse Rd			1.00				
Lot 40 Rd	0.08						
MacAskill Rd	0.02	1.20		1.20			
MacDougall Rd	0.32						
MacEwen Rd			0.40				
MacSwain Rd		0.08					
Marsh Rd		0.04	0.18				
Mount Hope		0.100	0.06				
Myers Rd					0.20unp		
New Rd		0.06					
Old Lakeside Rd	0.12						

Road Name	In Kilometres						
	Millings	Gravel	Shale	Shoulders	Ditching	Tap Drains	Bush Cutting
Pope Rd	0.25						
Pratt Rd							0.06
Red Head Rd	0.46			0.46			
Rte 2 (Re. 002)	0.05	0.20			0.15p		
Selkirk Rd	0.04			1.10			0.12
Stanhope Rd	0.04						
Whitty Rd	0.06			0.541			
Windon Rd	0.10		0.08				
Totals	4.64	3.61	1.91	6.041	0.25p 0.28unp	0.80	1.08

Kings Zone K-3 Eastern Region – Maintenance Activities

Road Name	In Kilometres						
	Millings	Gravel	Shale	Shoulders	Ditching	Tap Drains	Bush Cutting
Campbell Rd. (Rte. 320)				0.08			
France Rd				0.90			
Gordon St Georgetown							0.02
Greenfield Rd				0.85			
Honeybee Ln		0.20					
Launching Back Rd		0.60					
Lorne Valley Rd					0.225		
Mill Rd		1.10					
Old Mt. Stewart Rd		0.25					
Reid Rd		0.80					
Sailor Hope Rd		0.40					
Sandy's Ln (Clay Section)		0.01	0.01				
Walsh Rd		0.30					0.04
Totals	0.00	3.66	0.01	1.83	0.225p	0.00	0.06

Kings Zone K-4N Eastern Region – Maintenance Activities

Road Name	In Kilometres						
	Millings	Gravel	Shale	Shoulders	Ditching	Tap Drains	Bush Cutting
A MacDonald Highway (Rte. 004)				0.50			
Angus Ln							0.50
Central St (Langley Rd)		0.30					
French Creek Rd				0.20			0.50
Heatherdale Rd					0.20p		2.00
Jack Westaway RD		0.20			0.10unp		
Kilmuir Rd (Rte. 316)				0.50			0.50
Lloyd Westaway Rd							0.50
Loane Rd							0.50
Lower Montague Rd				0.50			1.00
MacDonald Rd		0.50					
Nicholson Rd		0.10					
Queen's Rd				0.50			0.50
St Andrews Point Rd							0.50
Sturgeon Rd (Rte. 017)				1.00			
Thornton Rd		0.10					
Valleyfield Rd							0.30
Whim Rd							1.00
Wood Islands Rd				0.50			2.00
Totals	0.00	1.20	0.00	3.70	0.20p 0.10unp	0.00	9.80

Kings Zone K-4S Eastern Region – Maintenance Activities

Road Name	In Kilometres						
	Millings	Gravel	Shale	Shoulders	Ditching	Tap Drains	Bush Cutting
Beach Rd		0.20	0.20		0.20unp		0.10
Billy MacDonald Rd	0.30				0.30unp		0.20
Brian's Rd				0.10			0.50
Brooklyn Rd							0.50
Buell Rd		0.10					
Cahoons Wharf Rd							0.20
Cape Bear Rd				0.50			

Road Name	In Kilometres						
	Millings	Gravel	Shale	Shoulders	Ditching	Tap Drains	Bush Cutting
Commercial Rd							2.00
Compton Rd	0.10						
County Line Rd	0.10	0.10	0.50		0.30unp		
Dover Rd				0.20			
Floating Bridge Rd							0.50
Fox River Rd							0.50
Girl Guide Camp Rd		0.30					
Gladstone Rd		0.20					
Grey's Rd		0.30					
Guernsey Cove Rd							0.50
Livingstone Rd			0.20				
MacFarlane Rd		0.10					
Munn's Rd			0.10				
Panmure Island	0.20			0.20			0.50
Peter's Rd (Alliston)				1.00			0.50
Point Pleasant Rd							1.00
Reilly Ln		0.10					
Richard's Rd		0.30					
Riverside Dr							0.20
Ross Rd		0.30					
St Mary's Bay Wharf Rd		0.30					
St. Mary's Rd				0.50			2.00
Sturgeon Rd							1.00
Wood Islands Rd							0.50
Totals	0.70	2.30	1.00	2.50	0.80unp	0.00	10.70

Eastern Region – Winter Maintenance

Winter activities in the Eastern Region involved salting, sanding and snow removal. Temporary cold patching of paved roads, water drainage and washout repairs were also carried out, as well as any maintenance activities required to keep our highway system as safe as possible for the motoring public. To achieve this end, the following was used: There were **4,453.24** tonnes of salt purchased for salt-only and 50/50 mix for ice control. The Region also purchased **1,883.59** tonnes of salt to blend with its winter sand. The Region purchased **31,393.18** tonnes of blended sand. This blended material consisted of a mixture of six percent salt, 30% imported sand (1.4" minus stone) and 70 percent local sand in five sites; the other two sites consisted of 100 percent imported. This material was stored at seven (7) sites throughout the Region.

Ice Control

Ice control on sections of Highway 2, 3, 4 and 16, as well as Souris and Montague main streets, including **148.9** kilometres of road, were maintained by direct salt application. Services also included pre-wetting on Routes 2, 3 and 4 as warranted by road conditions.

Sanding Operations

Approximately **1,041** kilometres of secondary roads were maintained with blended winter sand/salt applications. Sanding operations were carried out by six sanding contractors using department installed hoppers and spreaders. In addition, six department trucks were utilized to provide services to various locations throughout the Country.

Snowfall Records

Total snowfall as recorded by Environment Canada recording station volunteers in the Eastern Region was:

Location	Recorded (cm)
Munns Rd	0
Dingwell Mills	167

Snow Fence Report

The Department installed approximately **8,630** meters of snow fence adjacent to department plowed snow routes to control drifting in open areas.

Contracted Services

The following is a breakdown of the contracted sanding and snow removal services for the fifth year of a seven year contract with private contractors.

Contractor	Kms Plowed
Chapman Brothers	219.27
G & P Trucking	154.45
Kenny MacLeod	106.33
Kings County Construction Ltd	136.38
Total	616.43

The Department was responsible for plowing, sanding and salting **555** kilometres of highway. To this end, 18 plow routes. Below, is the breakdown of the kilometers for which the Department was responsible for plowing, sanding and salting.

Eastern Region

Location	Kms	Graders	Blowers	Loaders	Truck
Morell	30.20				Tandem
48 Rd	28.00				Tandem

Location	Kms	Graders	Blowers	Loaders	Truck
St. Teresa's	28.50				4x4
Bridgetown	28.30				Tandem
Annandale	31.60				4x4 Plow and Wing
Cardigan	29.00				Tandem Plow
St. Georges	41.80				Tandem
Montague	8.20				Tandem
Murray River	9.20				Loader
Georgetown to Cherry Valley	32.40				Tandem Combination
Montague to Murray Harbour	39.90				Tandem
Dingwell Mills to Red Point	28.00				Tandem
Montague to Wood Islands & Queens Rd	37.50				Tandem
Fortune to Little Pond	34.90				4x4 Plow and Wing
Guernsey Cove	28.20				Grader Plow and Wing
Hopefield	24.10				4x4 Plow and Wing
Gaspereaux	39.80				Tandem Plow
Souris (includes streets salted)	32.50				Tandem Plow
Cardigan (includes areas sanded) to Newport	22.90				Tandem
Totals	555.00				

The Department was also responsible for plowing the streets within the Town of Souris, as well as the Villages of St. Peters, Mt. Stewart, Morell, Murray Harbour, Murray River, Montague and Georgetown.

Central Region – Summer Maintenance - 2023

Hot mix asphalt for patching crews was available from mid-May to the second week in October. A total of **50,832.49** tonnes was used by the branch for repairing the Province's paved road network in the Central Region. This asphalt was financed from the Division's operation and capital maintenance budget. Hand patching crews spread **1,999.75** tonnes. Private contractors supplied/placed **48,832.74** tonnes of asphalt over **48.522** kilometres.

The following is the tonnage of asphalt acquired from each firm:

Supplier	Tonnes
Island Construction	16,216.77
Chapman Brothers	18,251.68
Curran & Briggs	10,416.33
M&M Resources	5,947.71

Resurfacing

The following roads were resurfaced by private contractors through supply and place contracts resurfacing approximately 58.522 kilometres.

Queens Zone Q–1

Road Name	Kilometres
48 Rd - O' Keefe's Lake	1.000
48 Rd - Mount Albion	0.900
Iona Rd	1.000
Selkirk Rd	1.100
Murray Harbour Rd	1.200
Newtown Rd	1.000
Ponds Rd	1.200
Byis Ln	1.225
Simpson Ln	0.325
Total Kms	8.950

Queens Zone Q–2

Road Name	Kilometres
Fort Augustus Rd	0.634
Pinehill Dr	0.209
St Catherines Ave	0.309
Kennedy Rd	0.529
Benjamin Rd	0.097
Mutch Dr	0.119
East River Dr	0.504
Rogerson Crescent	0.365
Aintree Dr	0.382
Glenfinnan Point Rd	1.164
Rte 22 – Pisquid East	1.077
Pleasant Grove Rd	2.297
Total Kms	7.686

Queens Zone Q–3

Road Name	Kilometres
Loyalist Rd	1.000
Rte 225 - Hampshire	1.200
Ferry Rd	0.592
Osprey Dr	0.925
Primrose Dr	0.819
Waterview Dr	0.600
Lindwood Dr	0.650
York Point Rd	1.000
West River Rd	1.340
Rte 235 - Kingston Rd	1.500
McKenna Rd	1.048
Colville Rd	1.000
Mill Rd - Emerald	1.300
Dixon Rd	1.000
Inkerman Rd	1.366

Queens Zone Q–4

Road Name	Kilometres
MacMillan Point Rd	0.903
Vessey Dr	0.590
Ling Dr	0.446
Chappel Dr	0.103
New Glasgow Rd	1.020
Rte 7 - Rustico Rd	1.200
Kilkenny Rd	0.343
Kentyre Rd	1.200
Bonang Rd	0.203
Smith Rd	0.828
Rte 6 - Cavendish Rd	1.100
St Marys Rd	0.900
Princetown Rd	1.384
Grahams Ln	1.100
Woodside Rd	0.975

Road Name	Kilometres		Road Name	Kilometres
Shore Rd - Hampton	1.227		Long River Rd	1.000
			Cape Rd	0.315
			Howatt Rd	0.309
			Rte 20 - Seaview	1.400
Total Kms	16.567		Total Kms	15.319

Bush Cutting

During the season, two government mechanical bush cutters cut bushes along the highway. Approximately 380.00 kilometres were cut. Department crews, consisting of a foreman, three labourers, and a half-ton truck, followed the mechanical bush cutters to pick up debris and trim where the cutter could not reach. The Division also used a mechanical brush chipper to eliminate the need to haul away the slash.

Road Maintenance

During the year, graders were used to scrape and maintain the unpaved road network. In some cases, roads were also ditched and loaders and trucks (department and privately owned) were used to haul away unsuitable material.

Sandstone, gravel and/or rock used to carry out the tasks of surfacing, repairing washouts, shoreline erosion, shoulder repair and material for drainage pipes was as follows:

Sandstone (m3)	Sandstone (t.)	Gravel (yds)	Gravel (t)	Rock (yds)	Rock (t)
11,277	7,869		9,146		973

Sandstone and/or gravel was placed as a new surface material, and new culverts, driveway or cross pipes were installed as required.

A number of drainage problems were corrected on the paved road network. The equipment used to carry out this work included department or privately owned ditching machines and trucks. New culverts were installed as required. The amount of culvert material installed in the Central Region can be found under the section *Polyethylene and Corrugated Steel Drainage Pipes*.

Guardrail and Roadside Maintenance

Three roadside crews were employed within the Region to repair damaged sections of guardrail. These crews also cut grass and weeds around guardrails and guideposts in each district.

Grass Cutting

The Department hired two private grass cutters to maintain 309.3 kilometres of roadside grass. These contractors were contracted to cut grass from the middle of June until the end of September. In addition, three farm tractors were utilized for roadside grass cutting on the balance of approximately 2,136 kilometres throughout the Central Region.

Shoulder Material

During the year shoulder material was used to upgrade and repair worn out sections of shoulders.

Dust Control

Maintenance crews used 25 twenty-kilogram bags of flaked calcium chloride to control dust in specific locations. Liquid calcium chloride was used for dust control and stabilization on gravel roads only. A total of 164,375 litres was used to treat 96 kilometres of road.

The accompanying tables provide the location and extent of work done in each district during the year.

Queens 1 – Central Region– Maintenance Activities

Road Name	in kilometres						
	Millings	Gravel	Shale	Shoulders	Ditching	Tap Drains	Bush Cutting
48 Rd – Route 5				1.00			10.00
Avondale Rd – Route 216		0.20					7.00
Beechill Rd							3.00
Bethel Rd –Route 215							8.00
Big Point Rd							5.00
Brooklyn Rd – Route 317				0.30	0.30		1.50
Brush Wharf Rd							4.00
Byis Ln – Route 255	0.30						3.00
Cameron Island Rd							0.80
Camp Buchan Rd		0.30					3.00
Camp Rd – Route 261							4.00
Cape Breton Rd – Route 257							4.00
China Point Rd – Route 268							8.00
Colville Rd – Route 205		0.30					6.00
Cook Rd							1.00
County Line Rd	0.30			0.30			
County Line Rd – Route 325					0.40		1.00
Crawfords Rd	0.10						0.60
Crown Point Rd		0.20					1.60
Culloden Rd – Route 203							2.00
Donagh Rd – Route 257							5.00
Dougan Rd							4.00
Douses Rd - Rte 202							6.00

Road Name	in kilometres						
	Millings	Gravel	Shale	Shoulders	Ditching	Tap Drains	Bush Cutting
Drake Rd		1.00					0.80
Dromore Rd - Rte 214		0.30					4.00
Dundee Rd – Route 325							1.50
Dykermann Rd							0.50
Earnscliffe Rd – Route 267							6.00
Factory Rd							2.00
Fairville Rd							3.00
Frank Rd							1.80
Gairloch Rd – Route 204		1.00					6.00
Garfield Rd – Route 207	0.10						8.00
Garland Rd			0.20				
Gascoigne Rd							2.00
Gay Rd							2.00
Gillis Rd							2.50
Greys Rd – Route 201							7.00
Halliday Rd							2.00
Hermitage Rd							2.00
Higgins Rd							2.00
High Bridge Rd							3.00
High Rd							0.60
Hon J Angus MacLean Rd-Route 204	0.20			0.20	0.20		6.00
Horton Ln							1.20
Horton Rd							1.20
Ings Rd							0.20
Iona Rd – Route 206							7.00
Irving Rd					0.20		2.00
Joeys Rd				0.20	0.20		
Jones Rd							2.00
Kinross Rd – Route 210							2.00
Klondike Rd		0.20		0.20	0.20		
Lauries Rd							3.00
MacAulays Wharf Rd		0.30					3.00
MacLeod Rd (50197)							0.70

Road Name	in kilometres						
	Millings	Gravel	Shale	Shoulders	Ditching	Tap Drains	Bush Cutting
MacLeod Rd (50199)							0.70
Macphail Park Rd				0.30	0.30		
Macrae Ln							0.20
Mccannel Rd - Rte 255							3.00
McGuirk Rd	0.10	0.20					2.00
McInnis Point Rd – Rte 270							6.00
McKenna Dr							0.60
McKenna Dr Ext							0.30
Millview Rd							2.00
Monaghan Rd – Route 213							8.00
Mount Stewart Rd - Rte 22							3.00
Murnaghan Rd							0.80
Murray Harbour Rd – Route 24	0.80			0.80			5.00
New Cove Rd							3.00
Newton Rd – Route 211							7.00
Orwell Cove Rd							1.30
Patucket Rd			0.20				
Pinette Rd							2.50
Pioneer Cemetery Rd (50282)							0.50
Pioneer Cemetery Rd (50283)							0.50
Pleasant Valley Rd				0.10	0.10		
Ponds Rd	0.20						2.00
Pownal Rd – Route 26					2.00		3.00
Queens Rd – Route 210							3.00
River Rd							1.00
Riverview Cr (50302)							1.30
Robbins Rd							1.00
Robertson Rd							3.00
Rona Hill Rd							0.50
Roseberry Rd – Route 208							6.00
RTE 3							10.00
Ryans Rd	0.30			3.00	3.00		
Seal River Rd (50313)							1.80

	in kilometres						
Road Name	Millings	Gravel	Shale	Shoulders	Ditching	Tap Drains	Bush Cutting
Selkirk Park Rd							0.80
Selkirk Rd – Route 23	1.00			1.00			
Ship builders Ln							1.00
Simpson Ln – Route 255	0.30						3.00
South Montague Rd – Route 353	0.20			0.20	0.20		2.00
Stewart Point Rd	0.10						2.00
Tarantum Rd – Route 215							4.00
Trans Canada Hwy – RTE 1							30.00
Valleyfield Rd – Route 326							3.00
Village Green Rd – Route 272							7.00
Waterside Rd (50378)							2.00
Whites Rd - Rte 257	0.70			0.70	0.70		
Wiseners Mill Rd							1.00
Wood Islands Rd – Route 315							8.00
Totals	4.70	3.00	0.40	7.30	8.80	0.00	316.30

Queens 2 – Central Region – Maintenance Activities

	in kilometres						
Road Name	Millings	Gravel	Shale	Shoulders	Ditching	Tap Drains	Bush Cutting
Anderson Rd – Route 271			0.15				
Cardiff Ln					0.10		
Dougan Rd – Route 229			0.40				
Eastern Rd - Rte 6					0.10		
Five Houses Rd – Route 213		0.55					
Fort Augustus Rd – Route 21					0.20		
Glenfinnan Point Rd	1.12		0.20				
Harland View Dr					0.15		
Hickeys Wharf Rd	0.45		0.45				
MacGillivray Rd		0.40	0.20				
MacIntyre Shore Rd					0.15		
Old Cardigan Rd					0.30		

	in kilometres						
Road Name	Millings	Gravel	Shale	Shoulders	Ditching	Tap Drains	Bush Cutting
Point Deroche Rd - Rte 218			1.60				
Portage Rd - Rte 218					0.25		
Pownal Rd - Rte 26					0.10		
Reg McInnis Rd					0.20		
St Peters Rd - Rte 2					0.35		
Strawberry Ln					0.12		
Tuckers Wy					0.07		
Totals	1.57	0.95	3.00	0.00	2.09	0.00	0.00

Queens 3 – Central Region – Maintenance Activities

	in kilometres						
Road Name	Millings	Gravel	Shale	Shoulders	Ditching	Tap Drains	Bush Cutting
Appin Rd - Rte 237							6.50
Balaklava Rd E				2.00			3.00
Balaklava Rd W		0.30		1.00			2.00
Bannockburn Rd - Rte 247							7.00
Clyde Rd	0.15			2.50			0.10
Clyde River Rd - Rte 247							6.00
County Line Rd - Rte 232							6.00
Cumberland Line Rd					1.00		
Dixon Rd - Rte 246							7.00
Dock Rd - Rte 13				0.40			
Dog River Rd - Rte 27				0.20			
Fredericton Station Rd - Rte 264							6.00
Green Rd							3.00
Howard Dr				0.40			6.00
Johnston Rd - Rte 227			0.30	0.40			3.50
Junction Rd - Rte 227							4.50
Kingston Rd - Rte 235				0.30			
Lairds Mills Rd (50167)							2.00
Loyalist Rd - Rte 256				0.10			4.00
Maceachern Rd (50185)		0.70	0.70				
Macquarrie Rd	0.40			0.10	0.05		

	in kilometres						
Road Name	Millings	Gravel	Shale	Shoulders	Ditching	Tap Drains	Bush Cutting
McKenna Rd			0.30	0.40	0.40		0.80
Nelson St							0.20
Newsons Crt							10.00
Old Appin Rd							2.00
Penzie Lynn Dr							3.00
Rte 2							12.00
Rte 225							20.00
Russell St				0.40			
St Catherines Rd							6.00
Stephens Ln (50386)							0.40
Upper Meadowbank Rd - Rte 265							4.50
Totals	0.55	1.00	1.80	8.20	1.45	0.00	129.50

Queens 4 – Central Region – Maintenance Activities

	in kilometres						
Road Name	Millings	Gravel	Shale	Shoulders	Ditching	Tap Drains	Bush Cutting
Art Ford Cross Rd							1.00
Black River Rd – Route 6							5.00
Brackley Point Rd - Rte 15							10.00
Britain Shore Rd							2.00
Bumble Bee Rd	0.20						
Burlington Rd - Rte 234							3.00
Campbellton Rd – Rte 238							5.00
Cape Rd (50053)			0.50				1.00
Cavendish Rd - Rte 6							10.00
Center Rd		0.80			0.50		
Cousins Shore Rd		0.90	0.90				
Crooked Creek Rd - Rte 251				2.00			
Eddie Murphy Rd							1.00
Fountain Rd - Rte 238							3.00
George Adams Rd							1.00
Howatt Rd - Rte 263							2.00
Irishtown Rd - Rte 101							6.00
Kentyre Rd - Rte 250							3.00

Road Name	in kilometres						
	Millings	Gravel	Shale	Shoulders	Ditching	Tap Drains	Bush Cutting
Kilkenny Rd - Rte 250							3.00
Line Rd - Rte 269				4.00			
Little Bungay Rd							2.00
Long River Rd - Rte 262		0.60					6.00
Mackenzie Rd - Rte 256							3.00
Macmillan Point Rd							4.00
Marks Rd - Rte 262							4.00
Millboro Rd - Rte 226							10.00
Millvale Rd - Rte 231							3.00
New Glasgow Rd - Rte 224				3.00			10.00
New London Rd					0.50		
Old Princetown Rd							3.00
Pickering Rd							1.00
Rattenbury Rd - Rte 254							8.00
Reid Rd							6.00
Rte 13							7.00
Rte 258				3.00			
Rustico Rd - Rte 6							10.00
Rustico Rd - Rte 7							7.00
Simpson Mill Rd							7.00
St Andrews Rd							0.50
St Anns Rd							0.50
St Marys Rd - Rte 224				1.00			12.00
St Patricks Rd - Rte 266					1.00		
Stead Rd							2.00
Taylor Rd					0.40		
Toronto Rd Ext		0.90	0.40		0.20		
Trout River Rd - Rte 239		0.90			2.00		
Warburton Rd			0.30				
Woodside Rd					0.50		
York Rd							10.00
Totals	0.20	4.10	2.10	13.00	5.10	0.00	172.00

Central Region – Winter Maintenance

Winter activities in Central Region involved salting, sanding and snow removal. Temporary cold patching of paved roads, water drainage and washout repairs were also carried out, as well as any maintenance

activities required to keep our highway system as safe as possible for the motoring public. To achieve this end, the following was used:

There were 24,239 salt purchased for salt-only and 50/50 mix for ice control. The region purchased 2,523 tonnes of salt to blend with its winter sand. The blended winter sand consisted of a mixture of six percent salt, 30 percent imported, 1/4" minus stone and 70 percent local sand. This material was stored at six sites throughout the Region. 38,887 tonnes of blended winter sand was purchased for use in the Region.

Ice Control

Ice control on 185 kilometres of the main highways in the Region (a two-lane equivalent of 249 kilometres) was maintained by the direct application of road salt. Eighteen tandem and two single-axle trucks, equipped with automatic spreader gear, were used for salt application. Department trucks were utilized to provide this service in the Charlottetown Perimeter Highway, City of Charlottetown and the Town of Stratford.

Sanding Operations

Approximately 1,345 kilometres of secondary roads were maintained with blended winter sand/salt applications. Sanding operations were carried out by one sanding contractor using department installed hoppers and spreaders.

City of Charlottetown

The City of Charlottetown purchased 7,781.49 tonnes of salt and 27.12 tonnes of mixed salt/sand from the Department.

Snowfall Records

Total snowfall recorded by Environment Canada recording station volunteers in the Central Region was:

Location	Recorded (cm)
Charlottetown	184.1
Wood Islands	146.0

Contracted Services

The following is a breakdown of the contracted sanding and snow removal services for the fifth year of a seven-year contract with private contractors.

Contractor	Kilometres Plowed
Island Coastal East	237.38
Birt & MacKay Ltd.	103.34
M & M Resources	165.09
Island Construction	134.90
Maritime Construction	117.96
Matheson Construction	147.43

Matheson & MacMillan	96.51
Westisle Construction	150.29
Total	1,152.90

The Department was responsible for plowing 776 kilometres of highway. To this end, 24 plow routes and five blower routes were established. The following equipment was assigned and located as follows:

Central Region

Location	Kms	Graders	Blowers	Loaders	Truck
TCH West, Charlottetown to Crapaud	29.00				2
St. Peters Rd, Charlottetown to Canavoy	31.40				1
TCH East Charlottetown – Eldon	35.40				1
TCH Eldon – Wood Islands and 2 of Selkirk Rd	37.10				1
By–Pass Charlottetown	17.40				2
Charlottetown Route 2 – Summerfield	35.10				2
Route 225 and Colville Rd	35.40				1
Route 235 and 13	33.20				1
Rustico Rd, Cavendish Rd	29.50				1
Meadowbank, Main St, Cornwall and Upton Rd	30.90				1
Murray Harbour, Kinross and Selkirk Rd	28.00				1
Ebenezer, Mayfield and Rennies Rd	25.80				1
Rustico	23.10			1	1
Murray Harbour, Kinross Rd and Selkirk Rd	19.30				1
Ft. Augustus Rd to Pisquid	20.70				1
Hillsborough Bridge, Kinlock Rd intersections and Government buildings (salt)	8.00				1
Pownal, Crossroads, Stratford and Keppoch	32.50				1
Garage parking lots (Tractor/Blade used)				1	
York Rd to Pleasant Grove, Vessey Subdivision	13.3				1
Brackley Point, Portage and Union Rd	36.50				1
By–Pass	17.40				2
Central Region (used where needed)			4		
Spares		3		2	3
Totals	539.00	3	4	3	27

Western Region – Summer Maintenance - 2023

Hot mix asphalt for patching crews was available from mid-May to the second week in October. A total of **45,196.59** tonnes was used by the branch for repairing the Province's paved road network in the Western Region. This asphalt was financed from the Division's operation and capital maintenance budget. Hand patching crews spread **2,701.93** tonnes. Private contractors supplied/placed **42,494.66** tonnes of asphalt over **48.956** kilometres.

The following is the tonnage of asphalt acquired from each firm:

Supplier	Tonnes
Chapman Brothers	26,713.37
Curran & Briggs	18,483.22

Resurfacing

The following roads were resurfaced by private contractors through supply and place contracts resurfacing approximately 48.956 kilometres.

Prince Zone P-1

Prince Zone P-2

Road Name	Kilometres		Road Name	Kilometres
Rte 118 - Murray Rd	1.154		Harding Creek Rd	0.715
County Line Rd	1.500		Russel St - Kensington	0.188
Rte 10 - North Carleton Rd	1.200		Davidson St - Kensington	0.260
Cumberland Cove Rd	0.800		Lowther St - Kensington	0.287
Stewart Rd	0.636		Centennial Dr - Kensington	0.322
Rte 8 Freetown Rd	1.248		Elizabeth Dr - Kensington	0.088
			Chestnut St - Kensington	0.070
			Francis St - Kensington	0.149
			Beach Point Rd	1.400
			Rte 103 – Baltic	0.800
			Fourth St Slemon Park	0.425
			Fifth St	0.156
			Slemon Park Dr	0.236
			Parkway Dr	0.133
			Barabara Weit Rd	0.750
			Raynor Creek Rd	0.986
			Rte 11 - Cape Egmont	1.032
			Cannontown Rd	1.236
			Rte 11 - Abrams Village	0.800
			Rte 11 - St Chrystome	1.000
			Rte 11 – Linkletter	0.862

Road Name	Kilometres		Road Name	Kilometres
			St Gilbert Rd	0.400
			MacIsaac Rd	1.000
			Kackmattack Rd	0.610
Total Kms	6.538		Total Kms	13.905

Prince Zone P-3

Prince Zone P-4

Road Name	Kilometres		Road Name	Kilometres
Rte 127	0.653		Mill Rd	1.016
Rte 127	0.500		Haliburton Rd/Parish Rd	1.000
Rte 131 - Arlington	1.400		Mill River East Rd	1.505
Low Point Rd	0.240		Watson Rd	0.170
Allen Rd	1.000		Warren Rd	0.400
Hamilton Rd	1.095		Kelly Rd	1.470
East Drive Oleary	0.065		Glengarry Rd	1.010
Glenwood Church Rd	0.152		Jockos Cape Rd	0.793
Milligans Wharf Rd	0.972		Rte 14 - Campbellton	1.009
Barclay Rd	0.850		Ashley Rd	1.349
Haliburton Rd	0.902		Cascumpec Rd	1.194
Parkview Dr	0.499		Dufferin St	0.180
Rte 14 - Coleman	0.742		Church St	0.170
Green Park Rd	0.190		Main St	1.100
			Albion St	0.165
			Argyle St	0.043
			Piusville Rd	1.002
			Murray Rd	0.626
			Wells Rd	0.299
			Norway Rd	0.776
			Centreline Rd	1.000
			Rte 14 St - Lawrence	1.410
			Clark Rd	1.100
			Christopher Rd	0.466
Total Kms	9.260		Total Kms	19.253

Bush Cutting

During the season, three Government bushcutters cut bushes along the highway. Approximately 854.80 (2 passes) kilometers were cut. The Division also used a mechanical brush chipper and crew to eliminate the need to haul away the slash.

Road Maintenance

During the year, six graders in the county carried out grading services on the unpaved road network. This would include 386 kilometres of seasonal roads and 162 kilometres of year-round unpaved roads. In some cases, roads were also ditched, and loaders and trucks were used to haul away unsuitable material.

Sandstone, gravel and/or rock used to carry out the tasks of surfacing, repairing washouts, shoreline erosion, shoulder repair and material for drainage pipes was as follows:

Sandstone	Gravel	Gabion Rock	Other	Millings
13,771	14,093	142	772	5720

Sandstone and/or gravel was placed as a new surface material, and new culverts, driveway or cross pipes were installed as required. This work was financed through regular maintenance and capital budgets. On the paved road network, a number of drainage problems were corrected. The equipment used to carry out this work included department or privately owned ditching machines and trucks. New culverts were installed as required for new entrance ways and removal.

The amount of culvert material installed in the Western Region can be found under the section Polyethylene and Corrugated Steel Drainage Pipes.

Guardrail and Roadside Maintenance

Maintenance crews were employed within the county to repair damaged sections of guardrail. Also, these crews cut grass and weeds around guardrails and guideposts in each zone.

Grass Cutting

The Department contracted five private grass cutters to maintain 843.30 kilometers of roadside grass. These contractors were contracted to cut grass from the middle of June until the end of September (2 cuts). In addition, 3 department tractors were utilized for roadside grass cutting on arterial collectors and scenic drives of approximately 816.92 kilometers throughout the Region.

Shoulder Material

During the season, shoulder material was used to upgrade and repair low sections of shoulders.

Dust Control

Liquid calcium chloride was used for dust control and stabilization on gravel roads only. A total of 131,490 liters was used to treat 59 kilometers of road. An additional 47,602 liters were used to spread calcium using Department trucks on various sections of roads throughout the county.

The accompanying tables give the location and extent of work done in each zone during the year.

Prince Zone P–1 Western Region – Maintenance Activities

Road Name	In Kilometres						
	Millings	Gravel	Shale	Shoulders	Ditching	Graded	Bush Cutting
Cumberland Cove Rd		0.80		0.80		0.80	
Carleton Rd Rte 10		1.20		1.20			
Stewart Rd		0.70		0.70			
Murray Rd		1.20		1.20			
Freetown Rd		1.40		1.40			
Victoria Rd		0.70		0.70		0.70	
Leards Mill Rd		0.30		0.30		0.30	
Pius Croken Rd		0.70		0.70		0.70	
Muttart		0.30		0.30		0.30	
Hogg Rd				0.60			
MacDonald Rd				2.20			
Murphy Rd				1.70			
Walsh Rd				0.70			
Thrill Hill Rd				0.50			
Mount Tyron Rd				1.30			
Victoria Rd				1.50			
River Rd				1.00			
McCardle Rd				0.90			
Totals		7.30	0.00	17.70	0.00	2.80	0.00

Prince Zone P – 2 Western Region – Maintenance Activities

Road Name	In Kilometres						
	Millings	Gravel	Shale	Shoulders	Ditching	Graded	Bush Cutting
Heckbert Rd				2.10			
Mountain Rd				0.70			
Sugar Camp Rd				0.20			
Seaweed Rd				0.60	0.30		
Ives Pt Rd				1.70	0.40		
Rockey Pt Rd				0.45			
Higgins Wharf Rd				1.42			

Road Name	In Kilometres						
	Millings	Gravel	Shale	Shoulders	Ditching	Graded	Bush Cutting
Caissie Rd				0.85			
Ives Pt Rd		1.20					
Union Corner Rd		1.20					
Leards Mill Rd	0.30						
Solomon Gallant Rd					0.30		
Emery Rd					0.30		
Marie Rd		0.30					
Slemon Park 4 th	0.42			0.42			
Rte 11 Cape Egmont		1.02		1.02			
Cannontown Rd		1.20		1.20			
Rte 11 Egmont Bay		0.80		0.80			
Raynor Creek Rd		1.00		1.00			
Barbara Waite Rd		0.80		0.80			
Hackmatack Rd		0.60		0.60			
MacIsaac Rd		1.00		1.00			
Saint Gilbert Rd		0.40		0.40			
Rte 11 Linkletter		0.90		0.90			
Rte 11 St Chrystome		1.00		1.00			
Baltic Rd		0.85		0.85			
Beech Pt Rd		1.40		1.40			
Totals	0.72	13.67	0.00	19.41	1.30	0.00	0.00

Prince Zone P – 3 Western Region – Maintenance Activities

Road Name	In Kilometres						
	Millings	Gravel	Shale	Shoulders	Ditching	Graded	Bush Cutting
Ramsay Rd				4.10			
Southwest Rd				1.30			
Mount Misery Rd				1.00			
Ellis Ln				0.90			
Dystant Rd				0.80			
Harts Gravel Rd	0.40	0.40		1.70			

Road Name	In Kilometres						
	Millings	Gravel	Shale	Shoulders	Ditching	Graded	Bush Cutting
Ballum Rd		1.60		1.70			
Rte 2 West Devon	1.90			1.90			
Rte 12 Ellerslie	1.80			1.80			
Herbon Rd			0.50		0.40		
Chapel Rd			0.20				
Port Hill Station Rd			0.50				
Willie Birch Rd			0.40				
Livingston Shore Rd			0.30				
Tory Rd	1.50	1.50					
Percival Rd		0.20					
Grand Digue Rd			0.20				
Rte 2 West Devon	1.90			1.90			
Rte 12 Ellerslie	1.80			1.80			
Rte 14 Glenwood					0.20		
McNeills Mills Ext					0.30		
Southwest Rd					0.20		
Buchanan Rd					0.30		
MacArthur Rd					0.30		
Rte 12 Poplar Grove					0.40		
Rte 14 West Point					0.30		
Cascumpec Rd					0.20		
Totals	9.30	3.70	2.10	14.80	2.60	0.00	0.00

Prince Zone P – 4 Western Region – Maintenance Activities

Road Name	In Kilometres						
	Millings	Gravel	Shale	Shoulders	Ditching	Graded	Bush Cutting
Matthews Ln		0.23					
O'Rourke Rd		0.23					
O'Meara Rd		0.20					
Christoper Rd		0.89	0.30	0.89			
Palmer Rd			0.60				

Road Name	In Kilometres						
	Millings	Gravel	Shale	Shoulders	Ditching	Graded	Bush Cutting
Warren Rd		0.40	0.40	0.80			
Old Western Rd			0.40				
Reserve Rd			0.30				
Ashley Rd		1.40		2.60			
Centerline Rd					0.40		
Doyle Rd					0.64		
Glengarry Rd					0.38		
Trout River Rd					0.81		
Union Rd					0.30		
Rte 14 Roseville					0.60		
Murray Rd					0.20		
Coughlin Rd		0.65			0.45		
Martin Rd					0.20		
Kelly Rd Roseville		0.20					
Jackos Cape		1.40		1.40			
Mill Rd		2.00		2.00			
Kelly Rd		2.90		2.90			
Mill River East		3.00		3.00			
Totals	0.00	13.27	2.00	13.59	3.98	0.00	0.00

Western Region – Winter Maintenance

Winter activities in the Western Region involved salting, sanding and snow removal. Temporary cold patching of paved roads, water drainage and washout repairs were also carried out, as well as any maintenance activities required to keep our highway system as safe as possible for the motoring public. To achieve this end, the following was used: 6,472.50 tonnes of salt were purchased for salt-only and 50/50 mix for ice control, 1,725.21 tonnes to blend with its winter sand. The 28,753.63 tonnes of blended sand purchased by the Region includes amounts for reserve piles. This blended material consisted of a mixture of six percent salt, 30 percent imported, ¼" minus stone and 70 percent local sand. This material was stored at 8 sites throughout the Region.

Ice Control

Ice control on sections of Highway 1, 1A, 2 East, 2 West, 107, 153 and sections of 142, 150 and 152, were maintained by direct salt application.

Sanding Operations

Approximately 1,644.07 kilometers of secondary roads were maintained with blended winter sand/salt operations. Sanding operations were carried out by nine snow contractors and 5 Government sand trucks. Winter sanding contractors completed their one-year contract.

Snowfall Records

Total snowfall recorded by Environment Canada recording station volunteers in the Western Region was:

Location	Recorded (cm)
Alma	137
Miscouche	130

Snow Removal Contracted Services

The following is a breakdown of the contracted snow removal services:

Contractor	Kms Plowed
101364	80.48
AJL Ltd.	90.23
Clearview Construction	171.85
Curran & Briggs	197.87
Duffy Construction	190.80
Matthew's Lime Spreading	106.74
Northern Enterprises Ltd.	88.66
Island Coastal West	178.36
Tri-Mix	102.69
Total	1,207.68

The Department was responsible for plowing 413.54 kilometres of highway. To this end, 15 plow routes were established. The following equipment was assigned and located as follows:

Location	Kms	Graders	4x4	Blower	Loaders	Trucks
Tignish	40.57					1
Cascumpeque/Alberton	34.64					1
O'Leary	32.47	1				
Tyne Valley	23.44		1			
Malpeque /Stanley Bridge	32.06					1
Albany Route 1	23.30					1

Kinkora	28.07					1
Summerside, Route 1A	21.53					1
Slemon Park	14.25				1	1
Wellington/Route 11	26.74					1
Summerside West	32.39					1
Summerside, Route 2 East	22.14					1
Freetown/Blue Shank	26.72	1				
O'Leary	29.36					1
St. Louis	25.86	1				
Summerside/Alma spare		2	1	6	4	3
Total	413.54	5	2	6	5	14

MECHANICAL BRANCH

Expenditures

Operating budgets for the Mechanical Branch and Fleet Operations during the year totalled \$21,400,000.00.

The budget appropriation was distributed as follows:

Activity	Total
Charlottetown Garage Direct	5,803,000.00
Charlottetown Garage Indirect	1,008,100.00
Bridgetown Garage Direct	2,986,700.00
Bridgetown Garage Indirect	403,000.00
Summerside Garage Direct	4,885,000.00
Summerside Garage Indirect	149,500.00
Western Region Operators	1,726,800.00
Central Region Operators	2,877,000.00
Eastern Region Operators	1,560,000.00
Total	\$21,400,000.00

Equipment

During the 2023–24 year, a total of \$5,000,000 in Capital budget allocations was invested to upgrade the Provincial Government Light and Heavy fleet.

Light Fleet

Light Fleet includes vehicles categorized as passenger cars, vans and trucks of less than 2 ton.

Light Fleet Purchases

Quantity	Equipment Purchased
3	Electric SUV
3	Hybrid SUV
4	Compact AWD Truck
1	Laundry Truck
2	SUV (Gas)
10	Crew Cab 4X4 Truck
3	Cargo Van
4	Light Duty Cargo Van
8	Passenger Van
6	Half Ton Regular Cab Truck
2	One Ton Service Truck
4	Wheelchair Van
16	Half Ton Truck
2	Passenger Van
1	Dodge 2500 - ¾ Ton Truck
3	Dodge 3500 - Ton Truck
1	Dodge 5500 - 2 Ton Truck
73	Total Vehicles Purchased

Heavy Fleet

Heavy Fleet includes all commercial vehicles exceeding 2 ton and other heavy equipment such as loaders, tractors, bush cutters and attachments associated with the operation.

Heavy Fleet Purchases

Quantity	Equipment Purchased
6	Tandem Plow Trucks & Accessories
1	Lawn Tractor
1	Electric Scissor Lift
1	Wheeled Excavator
2	Compact Roller
1	100 HP Tractor with Loader
12	Total Equipment Purchased

Each year this report includes a table to show the average fleet ages for active units as an indicator of the progress of the Fleet Replacement Program. The ideal number in the "Percentage Over Half Age" column is 50%. At any given time, half of the vehicles in the fleet should not be older than, 50% of the Optimum life and 50% should be younger than half age. The table shows that the Government wide corporate fleet and Transportation and Infrastructure heavy fleet continue to be older than the optimum age distribution.

2023/24 Fleet Age Indicators

Unit	In Years				
	Quantity	Optimum Life	Target Average Age	Actual Average Age	Percentage Over Half Age
4 x 4 Truck	13	20	10	36	100%
Bush cutter	22	10	3	10	41%
Corporate Fleet	478	6	3	7	77%
Crack Filling Machine	3	10	5	10	33%
Fuel Truck	2	10	5	7	50%
Grade-all	1	20	10	22	100%
Grader	22	20	10	25	86%
Loader	27	20	10	17	59%
Loader Mount Blower	12	20	10	11	42%
Pain Truck	2	10	5	16	100%
Roller	30	20	10	14	56%
Salt Spreader	12	15	10	8	0%
Sand Hopper	9	20	10	21	100
Shoulder Machine	2	20	10	14	100%
Sign Truck	7	8	7	4	28%
Single Axle	3	10	5	18	100%
Skid Steer	1	10	5	12	100%
Tandem	68	10	5	8	29%
Tractor	29	10	10	12	45%
Tractor Mount Blower	9	20	10	13	33%
Trailer	115	20	10	14	56%
Vacuum Street Sweeper	1	10	5	6	0%

Replacement Program:

Each year department staff conduct a review of the heavy equipment to determine an appropriate replacement program. This program identifies the most immediate needs of the Department – namely operational requirements – and the replacement of existing equipment that has exceeded the useful life

cycle. This program identifies the equipment requirement for years one through five and the annual costs necessary to accomplish it. The equipment is aging, and the Department continues to manage an aging fleet.

Transportation and Infrastructure maintains overall responsibility for the management of Provincial Governments' Light Fleet. Department staff work closely with line departments in the overall management of fleet vehicles. This streamlined approach includes assessment of vehicles to determine appropriate replacement schedules, updating vehicle specifications to support operational needs, and identifying opportunities for reallocation of vehicles in the broader Government fleet in an effort to maximize each vehicle's useful life.

Systems:

The Fleet Management System – Fleet Focus – is utilized to provide an account of the operating and maintenance costs associated with the Department's fleet of vehicles.

Financial Control:

The measure for financial control is budget achievement. During the year, expenditures exceeded budget forecasts as a result of expenditures on repairs to heavy fleet equipment attributed to an aging fleet and increased costs of parts.

Safety:

The Department continues to promote safety awareness by looking at methods to allow for safer work environments and educate the work force in areas of safety.

Training:

The Department of Transportation and Infrastructure's Mechanical Branch continues to consider training a priority and therefore provided training in a number of areas including:

- First Aid
- Powerline Hazards
- Hearing Protection
- Crane operation
- Forklift Operation
- Scissor Lift Operation
- Fall-Arrest Training
- WHMIS
- Sweeper Truck Operation & Maintenance Tips

INFRASTRUCTURE, POLICY AND PLANNING

POLICY AND PLANNING

The Policy and Planning Section is responsible for the assessment and analysis of transportation requirements and policies within the Province, including road, air and marine modes. This Section provides support to the Minister and Deputy Minister in their respective federal/provincial/territorial councils and initiatives within the transportation and infrastructure sectors.

The Section also provides professional engineering support and direction, as resources permit, in the following areas:

- Strategic and functional highway planning;
- Participation in numerous federal/provincial/territorial committees working on transportation policy issues;
- Strategic policies, regulations, infrastructure and services on Prince Edward Island;
- Creation of briefing packages for national and regional meetings attended by the Minister and Deputy Minister;
- Department representation during the planning and implementation of infrastructure development projects on behalf of municipalities and community development groups;
- Facilities planning;
- Project management support and supervision for special projects relating to transportation; and,
- Support and planning regarding the implementation and management of transportation research initiatives and new technologies which have the potential to contribute to enhanced economic development, and improved safety and efficiency on the Province's transportation network.

Planning Section staff represent the Province on several national, international, regional, and provincial committees, including the following:

- Policy and Planning Support Committee (PPSC)
- Aviation Standing Committee
- Marine Transportation Working Group
- Air Sector Recovery Working Group
- National Highway System Review Task Force
- Transportation and the Economy Task Force
- Automated and Connected Vehicles Task Force
- Transportation and the Environment Task Force
- Transportation Statistics and Policy Issues Working Group
- Atlantic Canada Airports Association
- Board of Examiners, PEI Land Surveyors Association (Chair)
- Atlantic Provinces Transportation and Infrastructure Working Group
- Canadian Transportation Research Forum

In addition, the Section is responsible for monitoring activity and progress of various other committees and task forces where relevant.

Section staff also assisted with deployment of the Active Transportation Fund and implementation of the Sustainable Transportation Action Plan. Section staff also led the development of a rural transit feasibility study and a rural transit pilot program, launched in October 2021. The new rural service expanded on the pre-existing County Line Express linking Summerside to Charlottetown, with new weekday routes connecting Souris and Three Rivers to Charlottetown.

The Policy and Planning Section was involved in various other projects this year, including those that support regional, provincial and departmental initiatives.

INFRASTRUCTURE SECRETARIAT

The Infrastructure Secretariat is responsible for administering infrastructure-funded programs for Prince Edward Island. The office houses five full-time provincial employees and two contract positions, one of which relates to a special Asset Management CCBF project.

Within the reporting period, three infrastructure programs were in operation:

- Investing in Canada Program (ICIP)
- Canada Community Building Fund (CCBF)
- Municipal Capital Expenditures Grant (MCEG)

Infrastructure Programs

Investing in Canada Infrastructure Program (2018-2033)

Through the Investing in Canada Plan, \$371.7 million in federal funding is being delivered over 15 years (2018-2033) in the Province to provide predictable and sustainable funding for projects that will build modern, resilient, and green communities for Islanders.

The Department is working closely with Government departments, municipalities, for profits, not-for-profits, and Indigenous Peoples to respond to the unique needs of communities to get infrastructure built that will improve the quality of life across Prince Edward Island.

The program is comprised of five streams - Public Transit, Green Infrastructure, Community, Culture and Recreation, Rural and Northern Communities, and Covid Resiliency Infrastructure.

ICIP Funding Stream	Amount
Public Transit (PT)	14,084,292.00
Green Infrastructure (CCM, ARDM, EQ)	204,429,138.00

Communities, Culture and Recreation (CCR)	29,060,925.00
Rural and Northern Communities (RNC)	82,705,236.00
CVRIS (Covid-19) Category 1-4	36,697,732.00
CVRIS (Ventilation) Category 5	4,738,144.00
TOTAL	\$371,715,467.00

*Amounts include administrative expense allocations

The following table shows the recipients and the amount of grant funding they received in 2023/24:

Applicant	Project Number and Description	Total Cost	FY 2023-24
Departments / Crown Corporations:			
Department of Education and Lifelong Learning	ICIP-CCM-2021-026 2022-23 Electric School Buses	12,427,500.00	1,528,235.21
Department of Education and Lifelong Learning	ICIP-CCM-2021-027 2023-24 Electric School Buses	10,250,000.00	5,125,000.00
Department of Transportation and Infrastructure	ICIP-EQ-2021-045 Capital Projects Active Transportation 2	6,000,000.00	606,412.14
Department of Transportation and Infrastructure	ICIP-EQ-2023-064 2023-27 Active Transportation - West	4,502,342.88	775,020.73
Department of Transportation and Infrastructure	ICIP-EQ-2023-065 2023-27 Active Transportation - East	6,977,524.68	509,215.50
Department of Transportation and Infrastructure	ICIP-RNC-2020-014 2020-14-7 TIE Structure Replacements	3,450,000.00	1,200.00
Department of Transportation and Infrastructure	ICIP-RNC-2020-015 2020-21 PEI TIE Local Roads Bundle IV	7,066,905.00	499,064.27
Department of Transportation and Infrastructure	ICIP-RNC-2022-019 - 2022-23 PEI DTI Local Roads Bundle II	5,058,082.00	178,907.03
Department of Transportation and Infrastructure	ICIP-RNC-2022-20 Warren Grove Structure	2,875,000.00	387,626.92
Department of Transportation and Infrastructure	ICIP-RNC-2022-024 Abegweit First Nation Rte. 2 Highway Upgrades	1,650,000.00	518,805.57
Department of Transportation and Infrastructure	ICIP-RNC-2023-027 Collector Road Safety Improvements	3,605,000.00	1,387,696.45
Department of Transportation and Infrastructure	ICIP-RNC-2023-028 2023-27 Roads Kings	5,895,588.55	1,353,012.82
Department of Transportation and Infrastructure	ICIP-RNC-2023-029 2023-27 Roads Queens	7,749,088.00	1,560,977.24
Department of Transportation and Infrastructure	ICIP-RNC-2023-030 2023-27 Roads Prince	7,870,269.20	1,443,003.47

Applicant	Project Number and Description	Total Cost	FY 2023-24
Department of Transportation and Infrastructure	ICIP-CVRIS-2023-141 O'Leary Access PEI Upgrades	1,236,508.75	16,184.00
Department of Transportation and Infrastructure	ICIP-CVRIS-2021-202 Sullivan Building Exit Stairs & Upgrades	2,135,000.00	1,708,000.00
Department of Transportation and Infrastructure	ICIP-CVRIS-2020-302 Bridgetown Highway Depot Expansion	5,326,265.00	879,276.30
Health PEI	ICIP-CVRIS-2020-110 KCMH Interior and Exterior Repairs	1,300,000.00	32,177.96
Health PEI	ICIP-CVRIS-2020-111 QEH Air Handling Units 1&3 Replacement Project	1,250,000.00	200,300.39
Health PEI	ICIP-CVRIS-2020-112 Nurse Call System Replacements	950,000.00	39,438.24
Health PEI	ICIP-CVRIS-2020-117 Health PEI Flooring Replacement Projects	200,000.00	62,408.74
Health PEI	ICIP-CVRIS-2021-501 – QEH Air Handling Unit # 5	655,130.00	34,810.92
PEI Energy Corporation	ICIP-CCM-2019-001 PEI 2020 30MW Wind Farm	60,000,000.00	148,574.06
PEI Energy Corporation	ICIP-CCM-2019-016 Skinners Pond Transmission Line	44,000,000.00	55,006.75
PEI Energy Corporation	ICIP-CCM-2020-019 Slemon Park Microgrid	25,000,000.00	785,918.51
Slemon Park Corporation	ICIP-EQ-2019-037 Aerospace Blvd. Sewer Line Replacement	632,500.00	6,624.06
Slemon Park Corporation	ICIP-EQ-2019-038 Wastewater Treatment Plant - Head Works	1,164,605.00	2,690.13
Departments / Crown Corporations Totals		\$229,227,309.06	\$19,845,587.41

Applicant	Project Number and Description	Total Cost	FY 2023-24
Municipalities, Not-for-profits, For-Profit, Indigenous groups:			
Abegweit First Nation	ICIP-CVRIS-2020-301 Abegweit Connects	4,300,000.00	4,042,505.00
Bell Canada	ICIP-RNC-2019-001 Bell Aliant Rural Broadband Expansion	49,463,182.00	1,087,215.95
Big Field Traditions Inc	ICIP-CCR-2021-055 Rollo Bay Fiddle Festival Site	69,401.06	6,935.00

Applicant	Project Number and Description	Total Cost	FY 2023-24
Charlottetown, City of	ICIP-PT-2022-006 Fleet Refurbishment	360,681.82	241,961.89
Charlottetown, City of	ICIP-PT-2022-009 Purchase Six Used Diesel Buses to Replace Existing Fleet	718,750.00	504,143.75
Charlottetown, City of	ICIP-CCM-2021-023 Charlottetown Simmons Sports Centre	25,534,655.00	14,014,891.70
Charlottetown, City of	ICIP-EQ-2019-006 Wastewater Treatment Plant Resiliency Improvements	6,900,000.00	340,103.79
Charlottetown, City of	ICIP-EQ-2019-004 Sewer Lift Stations Rehabilitation and Enhancement	3,450,000.00	689,504.37
Charlottetown, City of	ICIP-EQ-2021-047 Eastern Gateway Stormwater Management	4,485,000.00	1,757,607.34
Charlottetown, City of	ICIP-EQ-2021-048 Eastern Gateway W&S Rehabilitation	3,450,000.00	1,185,189.53
Charlottetown, City of	ICIP-PLAN-2021-003 Eastern Gateway - Storm Water Planning	115,000.00	11,857.46
Community Seniors Cooperative Limited	ICIP-CCR-2021-057 O'Leary Community Room	286,339.45	145,481.87
Cornwall, Town of	ICIP-EQ-2019-011 Wellfield Upgrade ICIP	3,200,703.00	390,682.93
Cornwall, Town of	ICIP-CCR-2021-059 Sunrise Cove Shoreline Protection & Recreation Area	415,704.30	102,388.25
Cornwall, Town of	ICIP-EQ-2023-066 Cornwall New Water Tower at Wellfield	4,332,664.22	57,442.54
Environmental Industrial Services Inc.	ICIP-EQ-2019-036 Georgetown Water System Upgrades	690,000.00	145,271.68
Generation XX	ICIP-CCR-2019-032 Generation XX Accessibility	1,000,000.00	6,194.55
Inclusions East Inc.	ICIP-CCR-2021-063 Phase II - Training Center Replacement	2,748,526.00	1,394,370.78
Kensington, Town of	ICIP-CCR-2022-066- Kensington Credit Union Upgrades	2,287,125.00	301,032.65

Applicant	Project Number and Description	Total Cost	FY 2023-24
Kensington, Town of	ICIP-EQ-2021-055 Broadway St S Water & Sewer Extensions	2,192,000.00	2,095,064.45
Kinkora, Rural Municipality of	ICIP-EQ-2021-052 Kinkora UV Treatment Structure Upgrade	62,330.00	36,586.31
Lennox Island First Nation	ICIP-ARDM-2022-013 Lennox Island Wharf Construction	21,832,000.00	6,936,283.63
Miscouche, Rural Municipality of	ICIP-EQ-2021-053 Miscouche New West Lagoon Upgrades	3,237,669.60	1,380,683.03
Montague Regional Athletic Complex Assoc	ICIP-CCR-2021-064 Canada Games 2023 Montague Curling Club Upgrades	280,079.63	18,229.08
Morell, Rural Municipality of	ICIP-CCR-2019-009 Morell Community Rink Renovations Phase 3	850,000.00	786,943.00
Pat and the Elephant	ICIP-PT-2019-003 Pat and the Elephant Van Replacement	462,000.00	140,617.59
Souris, Town of	ICIP-EQ-2019-020 Souris Wastewater Treatment Facility Upgrades	3,450,000.00	378,420.49
Stratford, Town of	ICIP-CCM-2021-025 Stratford Community Campus Solar Field	4,520,200.78	581,334.35
Stratford, Town of	ICIP-EQ-2019-024 Sewer Lift Station Upgrades Project	1,000,000.00	355,192.68
Stratford, Town of	ICIP-EQ-2021-056 New Water Reservoir	837,085.00	587,145.99
Stratford, Town of	ICIP-EQ-2021-059 Stratford Community Campus Site servicing	6,085,669.57	3,011,776.66
Stratford, Town of	ICIP-EQ-2021-060 Stratford Community Campus AT Trail	4,018,869.44	803,711.79
Summerside, City of	ICIP-CCM-2019-008 Summerside Solar and Storage	68,790,925.00	8,069,795.38
Summerside, City of	ICIP-EQ-2021-057 Summerside Sewer System Replacements	2,503,906.84	1,021,781.88
Summerside, City of	ICIP-EQ-2021-058 Summerside Water Replacements	4,181,818.00	1,503,744.01
Three Rivers, Town of	ICIP-EQ-2021-063 Brudenell Three Rivers Extension 2023	6,266,337.00	685,458.17

Applicant	Project Number and Description	Total Cost	FY 2023-24
Transportation West Inc.	ICIP-PT-2019-002 Transportation West 2019 Fleet Upgrades	790,000.00	181,787.58
Tremploy Inc.	ICIP-CCR-2021-060 Tremploy Skills Development Centre	6,624,000.00	1,102,788.74
University of PEI	ICIP-CCR-2023-067 UPEI Medical School	50,274,481.00	8,572,272.39
Wellington, Rural Municipality of	ICIP-EQ-2021-061 AJL Subdivision	348,000.00	4,138.01
West Prince Curling Club Inc.	ICIP-CCR-2021-061 West Prince Curling Club	6,915,724.98	3,845,680.28
Xplore Inc.	ICIP-RNC-2019-002 Xplornet	48,722,415.00	2,395,584.91
Municipalities, Not-for-profits, For-Profit, Indigenous group Totals		\$358,415,493.69	\$71,021,318.48
Totals of All		<u>\$587,642,802.75</u>	<u>\$90,866,905.89</u>

Canada Community Building Fund (CCBF) (2014-2024)

The CCBF program (formerly known as the Gas Tax Program) became active on November 22, 2005, with the signing of the Agreement. The Agreement provided the Province with \$37.5 million over 2005-2010. An extension to the program was announced on September 8, 2008, for \$60 million in additional funding from 2010-2014. On May 27, 2014 the Province signed a ten-year Administrative Agreement covering 2014/15-2023/24 for \$78 million.

The first five years of the ten-year agreement provided \$78 million to the Province, which was distributed among the following four components:

• Direct Allocation to the 26 Water and/or Sewer Communities	\$41.34 million
• Notional Allocation to 47 municipalities without water and/or sewer	\$ 2.59 million
• Roads and Bridges (municipal road services provided by the Province)	\$23.40 million
• Municipal Strategic Component (includes administration costs)	<u>\$10.66 million</u>
Total	\$78.00 million

The last five years of the CCBF Administrative Agreement has provided the Province with a total of \$118.5 million from Canada. There was a top-up of \$16.5M given to the Province in 2019/20 and another \$16.5M in 2020-21. The Province will receive these funds from the Federal Government in the following allotments:

2019 – 2020	2020 – 2021	2021 – 2022	2022 - 2023	2023 - 2024
\$33,000,000.00	\$33,000,000.00	\$17,250,000.00	\$17,250,000.00	\$18,000,000.00

All projects undertaken with CCBF funding must fall within the 19 eligible project categories, which are:

- Wastewater
- Public Transit
- Tourism
- Recreation
- Broadband Connectivity
- Local Roads and Bridges
- Fire Halls
- Solid Waste
- Drinking Water
- Cultural
- Sports
- Short Sea Shipping
- Highways
- Community Energy Systems
- Shortline Rail
- Capacity Building
- Disaster Mitigation
- Regional and Local Airports
- Brownfield Redevelopment

Direct Allocations (DA) to the 25 Water and/or Sewer Municipalities

In order for the 25 municipalities providing centralized water and/or sewer to receive their bi-annual funding installments, they were required to supply Capital Investment Plans (CIP) to the Infrastructure Secretariat for review. Direct Allocation municipalities received a total of \$9.714 million in 2023/24. In 2023/24, the Infrastructure Secretariat reviewed 5 Direct Allocation Capital Investment Plans (CIP) for a total investment of \$1.096M of which municipalities used \$0.426M of their direct allocation funds towards their projects.

Municipality	Project Description	Federal Share 2023-24
Abram Village, Rural Municipality of	Direct Allocation	100,000.00
Alberton, Town of	Direct Allocation	116,619.34
Borden Carleton, Town of	Direct Allocation	100,000.00
Charlottetown, City of	Direct Allocation	3,676,219.02
Cornwall, Town of	Direct Allocation	523,863.50
Crapaud, Rural Municipality of	Direct Allocation	100,000.00
Hunter River, Rural Municipality of	Direct Allocation	100,000.00
Kensington, Town of	Direct Allocation	164,897.09
Kinkora, Rural Municipality of	Direct Allocation	100,000.00
Miscouche, Rural Municipality of	Direct Allocation	100,000.00
Morell, Rural Municipality of	Direct Allocation	100,000.00
Mount Stewart, Rural Municipality of	Direct Allocation	100,000.00
Murray Harbour, Rural Municipality of	Direct Allocation	100,000.00
North Rustico, Town of	Direct Allocation	100,000.00
O'Leary, Town of	Direct Allocation	100,000.00
Resort Municipality Community	Direct Allocation	100,000.00
Souris, Town of	Direct Allocation	309,061.18
St Peters Bay, Rural Municipality of	Direct Allocation	100,000.00
Stratford, Town of	Direct Allocation	988,568.12

Municipality	Project Description	Federal Share 2023-24
Summerside, City of	Direct Allocation	1,504,065.06
Three Rivers, Town of	Direct Allocation	731,393.41
Tignish, Rural Municipality of	Direct Allocation	100,000.00
Tyne Valley, Rural Municipality of	Direct Allocation	100,000.00
Victoria, Rural Municipality of	Direct Allocation	100,000.00
Wellington, Rural Municipality of	Direct Allocation	100,000.00
Total		\$9,714,686.72

Notional Allocation (NA) to Remaining 34 Municipalities

Under the new CCBF Administrative Agreement it was negotiated that municipalities who do not offer water and/or sewer services would receive 3.33% of the total CCBF Fund which is divided up by population. Municipalities in the Notional Allocation category received a total of \$809,433.97 in 2023/24. In 2023/24, the Infrastructure Secretariat reviewed 12 Notional Allocation CIP for a total investment of \$581,375.81.

Municipality	Project Description	Federal Share 2023-24
Bedeque, Rural Municipality of	Notional Allocation	9,970.00
Belfast, Rural Municipality of	Notional Allocation	80,174.00
Brackley, Rural Municipality of	Notional Allocation	19,677.00
Breadalbane, Rural Municipality of	Notional Allocation	5,513.00
Central Kings, Rural Municipality of	Notional Allocation	11,192.00
Central Prince, Rural Municipality of	Notional Allocation	183,140.50
Clyde River, Rural Municipality of	Notional Allocation	21,558.00
Eastern Kings, Rural Municipality of	Notional Allocation	23,407.00
Kingston, Rural Municipality of	Notional Allocation	36,184.00
Linkletter, Rural Municipality of	Notional Allocation	10,234.00
Malpeque Bay, Rural Municipality of	Notional Allocation	34,004.50
Miltonvale Park, Rural Municipality of	Notional Allocation	37,901.00
Miminegash, Rural Municipality of	Notional Allocation	4,886.00
Murray River, Rural Municipality of	Notional Allocation	10,036.00
North Wiltshire, Rural Municipality of	Notional Allocation	6,240.00
Northport, Rural Municipality of	Notional Allocation	6,141.00
Northshore, Rural Municipality of	Notional Allocation	68,670.00
Souris West, Rural Municipality of	Notional Allocation	32,630.97
Tignish Shore, Rural Municipality of	Notional Allocation	2,410.00

Municipality	Project Description	Federal Share 2023-24
Warren Grove, Rural Municipality of	Notional Allocation	58,635.00
West River, Rural Municipality of	Notional Allocation	104,128.00
York, Rural Municipality of	Notional Allocation	42,702.00
Total		\$809,433.97

Roads and Bridges (R&B)

The Roads and Bridges component of the CCBF program will receive 30% of the Province's total CCBF allotment, totaling \$35.5M from 2019 to 2024. The Department of Transportation and Infrastructure received \$5.4M in funds for 2023/24 to invest in the renewal, construction, and rehabilitation of roadways within municipal boundaries. The 2023/24 project list includes the following:

- 2022-23-122 Route 152 & 153 - Montrose, Intersection Realignment
- 2022-23-128 Route 133 - Ellerslie & Rink Road - Tyne Valley, Shoulder Paving/Road Upgrades
- 2022-23-130 Mount Stewart Storm Sewer
- 2022-23-132 Route 6 - Cavendish (AT Trail)
- 2022-23-133 Wilfred Street - Miscouche
- 2022-23-134 Poplar Street - Alberton
- 2022-23-135 Route 13 Crapaud
- 2022-23-136 Route 1 - Bonshaw (Lt. Turn Lanes)
- 2022-23-137 Route 2 (Malpeque Rd) – Charlottetown
- 2022-23-138 Rte 2- Rollo Bay
- 2022-23-139 Rte 4 - Albion Cross
- 2022-23-140 Souris Causeway
- 2022-23-141 Charlottetown Bypass Crash Barrier
- 2023-24-142 Route 2 Charlottetown (East Royalty)

Municipal Strategic Component (MSC)

The Municipal Strategic Component of the CCBF Fund was added to the Administrative Agreement in 2014 as a way of providing more funding for projects with significant economic, social and environmental benefits. This program is targeted at “making a transformative difference in the sustainability and future prosperity of local governments and unincorporated Areas in Prince Edward Island”. From 2019 to 2024, this fund will offer \$11.4M to Ultimate Recipients with strategic projects, which is almost 11% of the Province's total CCBF allotment.

The MSC general has two intakes per year for project consideration depending on the amount of funds approved in previous year but for FY 2023/24 only one intake was held, due to the limited amounts of funds remaining to disburse.

In 2023/24, the Project Review Committee approved 7 MSC projects for a total investment of \$2.05M. The total amount of funding released to MSC Ultimate Recipients in 2023/24 was \$2,244,170.82.

Municipal Strategic Component	Project Description	Federal Share 2023-24
Borden Carleton, Town of	CCBF-MSC FY2023-2024 Project 117.0 - Carleton Street Sewer Extension	49,500.00
Borden Carleton, Town of	CCBF-MSC FY2023-2024 Project 118.0 - Read Road Sewer Extension	261,577.39
Cornwall, Town of	CCBF-MSC FY2023-24 Project 114.0 - Master Utility Study	99,000.00
North Rustico, Town of	North Rustico MSC 90.0 Water and Sewer System Upgrades	221,650.00
North Rustico, Town of	CCBF-MSC FY2024-2025 - Project 101.0 Increase Residential Water Pressure	14,380.76
North Rustico, Town of	MSC FY2023-2024 Project 121.0 - Official Plan & Zoning Bylaw Review	25,025.00
O'Leary, Town of	CCBF-MSC Project 108 - O'Leary Official Plan & Review	35,417.25
Souris, Town of	MSC FY2023-2024 Project 89.0 - Official Plan and Land Use Bylaw Review and Update	22,000.00
Summerside, City of	71.0 MSC - Summerside - Granville Street Storm System	6,287.04
Summerside, City of	Summerside MSC 84.0 Duke Street Storm System	44,510.40
Summerside, City of	Summerside MSC 105.0 Glovers Shore/MacEwen Rd Storm System	1,237,947.98
Victoria, Rural Municipality of	CCBF-MSC FY 2023-24 - Project 76.0 Wharf Sewage Infrastructure	199,650.00
Wellington, Rural Municipality of	CCBF-MSC FY 2023-24 - Project 116.0 Maple Street Sanitary Main Replacement	27,225.00
Total		\$2,244,170.82

Municipal Capital Expenditures Grant (MCEG)

The Province had been in discussions with municipalities regarding revenue sharing. The municipalities made a request to eliminate the Provincial Infrastructure Fund and replace it with a program that was fully funded and was available to all municipalities at the same requirement level. The Province entered into a revenue sharing agreement for 5 years (2017/18 to 2022/2023) in which it was agreed that a new Municipal Capital Expenditures Grant would be created to support municipalities with their capital expenses. Due to Municipal Affairs granting an extension to the negotiation for a new funding arrangement, DTI extended this program until FY2025/26. The grant is delivered by Transportation and Infrastructure. The program allows municipalities to claim back 10% of its capital expenditures made in a Fiscal Year (FY) based on submission of several documents. The 2023/24 budget set aside \$10 million.

Municipalities were given a year to collect on the previous year's expenditures. The FY of 2023/24 has seen municipalities receive grants up to \$11.99M.

The following table shows the recipients and how much in grant funding they received.

Municipality	Project Number and Description	FY 2023-24
Alberton, Town of	MCEG FY2022-2023 - 1st-4th Quarter Claim Payment	62,406.15
Bedeque And Area, Rural Municipality of	MCEG 2023-2024 - 1st and 4th Quarters Claim Payment	34,886.24
Borden Carleton, Town of	MCEG FY 2022-2023 - 1st-4th Quarter Claim Payment, MCEG FY2022-2023 - 4th Quarter Claim Payment - Part II	88,412.35
Brackley, Rural Municipality of	MCEG Brackley 1st, 2nd, 3rd Quarter Claim 2021-2022, MCEG FY2022-2023 - 1st-4th Quarters Claim Payment	8,996.83
Breadalbane, Rural Municipality of	MCEG FY2023-2024 - 1st Quarter Claim Payment	283.53
Charlottetown, City of	MCEG Charlottetown 1st, 2nd and 3rd Quarter Claim 2022-2023, MCEG FY22-23 4th Quarter Claim Payment, MCEG FY2023-2024 - 1st Quarter Claim Payment, MCEG FY2023-2024 - 2nd Quarter Claim Payment, MCEG FY2023-2024 - 3rd Quarter Claim Payment	6,887,467.12
Cornwall, Town of	MCEG FY22-23 4th Quarter Claim Payment, MCEG FY-2023-2024 1st Quarter Claim Payment, MCEG FY 2023-2024 - 2nd Quarter Claim Payment, MCEG FY 2023-2024 - 3rd Quarter Claim Payment, MCEG FY2023-2024 - 4th Quarter Claim Payment	736,966.42
Eastern Kings, Rural Municipality of	MCEG FY2022-2023 1st, 2nd, 3rd, 4th Quarter Claim Payment, MCEG FY 2023-2024 - 1st, 2nd, 3rd, 4th Quarter Claim Payment, MCEG 2023-2024 - 4th Quarter Claim Payment	9,172.90

Municipality	Project Number and Description	FY 2023-24
Hunter River, Rural Municipality of	MCEG FY2023-2024 - 1st & 2nd Quarters Claim Payment, MCEG FY2023-2024 - 3rd&4th Quarters Claim Payment	17,299.70
Kensington, Town of	MCEG FY 2023-2024 - 1st Quarter Claim Payment, MCEG FY2023-2024 - 2nd Quarter Claim Payment	390,113.57
Kingston, Rural Municipality of	MCEG FY21-22 4th Quarter Claim Payment	1,275.00
Kinkora, Rural Municipality of	MCEG FY 2022-2023 - 4th Quarter Claim Payment, MCEG 2023-2024 1st Quarter Claim Payment, MCEG FY 2023-2024 - 2nd & 3rd Quarters Claim Payment	64,468.55
Linkletter, Rural Municipality of	MCEG 2023-2024 - 2nd Quarter Claim Payment	995.30
Malpeque Bay, Rural Municipality of	MCEG FY2023-2024 - 1st and 2nd Quarter Claim Payment	3,005.96
Miltonvale, Park Rural Municipality of	MCEG FY2022-2023 - 4th Quarter Claim Payment	2,872.69
Miminegash, Rural Municipality of	MCEG FY2022-2023 4th Quarter Claim Payment	4,471.06
Miscouche, Rural Municipality of	MCEG FY2023-2024 - 1st & 2nd Quarter Claim Payment, MCEG FY 2023-2024 3rd Quarter Claim Payment, MCEG FY2023-2024 - 4th Quarter Claim Payment, MCEG FY 2023-2024 - 4th Quarter Claim Payment #2	255,003.37
Morell, Rural Municipality of	MCEG FY2023-2024 - 3rd Quarter Claim Payment	127,297.35
Mount Stewart, Rural Municipality of	MCEG FY2022-2023 - 4th Quarter Claim Payment	40,206.38
Murray Harbour, Rural Municipality of	MCEG FY 2022-2023 - 4th Quarter Claim Payment	15,103.80
Murray River, Rural Municipality of	MCEG FY 2022-2023 - 4th Quarter Claim Payment	4,749.29
North Rustico, Town of	MCEG 2022-23 Fourth Quarter Claim Payment, MCEG FY23-24 1st Quarter Claim Payment, MCEG FY2023-2024 - 4th Quarter Claim Payment Additions	351,890.94

Municipality	Project Number and Description	FY 2023-24
O'Leary, Town of	MCEG FY21-22 1st, 2nd, 3rd and 4th Quarter Payment, MCEG FY 2022-2023 - 4th Quarter Claim Payment	125,783.72
Resort Municipality Community	1st, 2nd, 3rd and 4th Quarterly Claim Payment	11,799.88
Souris, Town of	MCEG FY21-22 4th Quarter Claim Payment, MCEG FY2022-2023 - 4th Quarter Claim Payment	262,881.42
St. Louis, Rural Municipality of	MCEG FY2023-2024 - 1st-4th Quarter Claim Payment	2,556.75
St Peters Bay, Rural Municipality of	MCEG FY 2023-2024 1st-4th Quarter Claim Payment	47,220.66
Stratford, Town of	MCEG FY2022-2023 4th Quarter Claim Payment	185,027.51
Summerside, City of	MCEG Summerside 4th Quarter Claim 2021-2022, MCEG FY2022-2023 - 4th Quarter Claim Payment	1,726,547.93
Three Rivers, Town of	MCEG FY2022-2023 3rd, 4th Quarter Claim Payment, MCEG FY2022-2023 1st Quarter Claim Payment, MCEG FY2023-2024 - 2nd Quarter Claim Payment, MCEG FY2023-2024 - 3rd Quarter Claim Payment	273,791.01
Tignish, Rural Municipality of	4th Quarter Claim payment 2021-2022, MCEG FY2022-2023 - 4th Quarter Claim Payment	50,506.84
Tyne Valley, Rural Municipality of	MCEG FY2022-2023 - 4th Quarter Claim Payment	90,671.48
Victoria, Rural Municipality of	MCEG Victoria 4th Quarter Claim Payment 2022-2023, 1st Quarter Claim Payment 2023-2024, MCEG FY 2023-2024 - 2nd & 3rd Quarter Claim Payment, MCEG FY2023-2024 - 1st-4th Quarter Claim Payment	9,535.68
Wellington, Rural Municipality of	MCEG FY 2022-2023 4th Quarter Claim Payment	18,402.24
West River, Rural Municipality of	MCEG FY2022-2023 - 1st, 2nd, 3rd, & 4th Quarter Claim Payment	76,291.55
York, Rural Municipality of	MCEG FY2022-2023 - 1st-4th Quarters Claim Payment	2,168.10
Total		\$11,990,529.27



SERVICE PEI

Service PEI began operation in 2022 with a focus to enhance services and prioritize the delivery of high-quality citizen-centred service to all Island residents. Through partnerships with different areas of government, Service PEI strives to improve and innovate government services and programs to help address the evolving needs of residents. A keen focus on continuous improvement and citizen-centred decision-making results in a better quality of life for individuals and communities, by providing access to improved infrastructure, social services, and opportunities for growth and development. When governments prioritize continuous improvement, residents can expect better services, increased transparency, cost efficiencies, greater citizen engagement, and an improved quality of life.

Through Service PEI's three areas of service delivery (Access PEI, Contact PEI and Service Experience), Island residents can access the services they need, in the most convenient way for them.

Our Service Promise - Working Together: We promise to put the needs of Islanders first. We promise to make services more accessible to all Islanders. We promise to be responsive to the diverse needs of Islanders. We promise to be passionate and empathetic about meeting the needs of Islanders. We promise to be open and accountable to Islanders.

ACCESS PEI

At the nine Access PEI locations throughout the province, these in-person service centres provide the opportunity for residents to walk in and receive timely answers to their questions and complete provincial services in-person with staff. In 2023-2024, Access PEI performed around 320,000 transactions and collected over 38 million in revenue on behalf of the Government of Prince Edward Island and other organizations.

Access PEI has continued expanding services to make accessing government programs and services more convenient. Access PEI staff can now process on-the-spot health card applications for clients arriving from another province or territory. This allows clients to walk out with access to their new Provincial Health Number and reduces the wait time for access to the patient registry and virtual healthcare services. In the first six months of offering this services, Access PEI staff have issued over 400 health cards.

CONTACT PEI

Contact PEI allows Island residents to complete some government services over the phone. It is possible to renew your driver's license or voluntary ID, change your address, complete your motor vehicle registrations, book free heat pump appointments, or ask general questions, and staff will assist in directing

appropriately. We also provide information on Net Zero Free Programs and the Oil to Heat Pump Affordability Program. All of this is available to Island residents by calling 1-833-PEI-1873 during regular business hours.

Contact PEI is also a processing centre for various online services. Transactions that are completed by Island residents online such as driver's license renewals, vehicle registration renewals, personalized plate requests and driver abstract requests, are all processed by the Contact PEI team.

SERVICE EXPERIENCE

Island residents deserve quality service and consistent experiences when accessing government information, services and programs. The Service Experience section of Service PEI focuses on creating multiple service delivery options. The team focuses on creating easy-to-use services that work well on different platforms. They collaborate with others to plan, engage with users, set up service partnerships, improve processes, share data, and evaluate performance. The team's focus is to ensure the following:

- 1) Service Enhancement: improve efficiency, responsiveness and effectiveness of public services
- 2) Increase Transparency: improved accountability, better visibility into decision-making processes and the allocation of resources
- 3) Creating Savings: streamlining operations and eliminating inefficiencies by re-allocating resources into priority areas
- 4) Better Citizen Engagement: citizen-centred planning is the basis of all program and service reviews to increase resident trust in government services and programs

In the 2023-2024 fiscal year, the Service Experience team was able to follow through with a few improvement projects:

Free Heat Pump, Insulation and Hot Water Heater Programs - The original Free Heat Pump program was launched on December 1, 2021, to eligible homeowners with an annual household income of \$35,000 or less. In 2022, the program was expanded to include homeowners making up to \$55,000 and two new service offerings were added, home insulation (attic and basement wall spray insulation) and electric hot water heaters. In 2023, the program was expanded to include homeowners making up to \$75,000 and then increased to \$100,000 in 2024. Staff within each area of Service PEI complete front-end customer service, client meetings and program administration support including, verifying client applications, process eligibility criteria, workorder contractor assignment, invoice payment preparation and data point collection for the three free programs. This program saw increased success this year with a total of 7,259 heat pumps installed, 1,848 hot water heaters installed, and 848 homes insulated for a total of 19,660 tonnes of GHG savings and 227,595 energy savings (GJ) to Island residents.

Oil to Heat Pump Affordability - In 2023, planning began to create the Oil to Heat Pump Affordability (OHPA) program for PEI, which would both modify and work together with the Free Heat Pump, Insulation and Hot Water Heater Programs. Service PEI worked extensively with the Net Zero office to plan and execute the contractor requirement planning and program administration workflows. Transition work began with the Free Program and OHPA to be able to transition within the programs without any

disruption to Island residents. To be able to administer the OHPA program, a Customer Relationship Management (CRM) system was a necessity. Without a system in place, Service PEI worked extensively to lead the planning, creation and testing of the CRM system to ensure that the outlined administrative functions and workflow processes would work harmoniously with the business requirements. By the spring of 2023, the CRM system was created, tested and ready for production. The official launch of the OHPA program would be in the 24-25 fiscal year.

Health PEI Project – The collaboration between staff from Service PEI and Health PEI moved from the planning process to execution, where health services are now offered via Access PEI sites to create a one-touch service, improving the citizen experience, and creating a more efficient process. Access PEI began taking on the application process for PEI Health Cards, helping to alleviate wait times and streamline the process. Staff at these sites can also assist clients with registration on the PEI Provincial Patient Registry and Maple Virtual Care.

Universal EV Incentive Program - It was the third year for the Prince Edward Island Universal EV Incentive Program. Service PEI is responsible for handling the processing of applications for the program. As a result of the program changes that were made during the previous fiscal, to allow purchases/leases from out-of-province dealerships being eligible for the rebate, the program interest rose by more than 270% in 2023-2024 from the previous year.

Service PEI 2023-2024 Fiscal Year Stat Summary

- 9 Access PEI locations that served 170,000 clients in 2023-2024 (Charlottetown, Royalty Crossing Mall, Summerside, Souris, Montague, Wellington, O’Leary, Tignish & Alberton)
- 320,000 transactions and collection of over 38 million dollars in revenue through Access PEI
- 680 EV Incentive Program rebates administered
- Free Program Volumes - Installed 7,259 heat pumps, 1,848 hot water heaters and 848 homes insulated for a total of 19,660 tonnes of GHG savings and 227,595 energy savings (GJ)
- 4,321 Free Energy Efficient Equipment Rebates processed
- 159 Business Energy Rebates processed
- 419 Energy Efficient Equipment Rebates for Residential rental Properties processed
- 3099 Heat Pump Rebates processed
- 2005 Free Equipment appointments completed
- Skip the Waiting Room tool utilization booked over 3,100 appointments for building permits, marriage licenses and health cards
- 45,400 online Motor Vehicle Registrations completed
- 4,285 contactless services provided by Contact PEI including registration renewals, license and voluntary ID renewals, address changes and duplicates
- 1,433 online Driver License renewals completed
- 309 online personalized plates completed
- 1,934 online Driver Abstracts completed
- 23,464 calls to Contact PEI toll free number

DEPARTMENT OF TRANSPORTATION AND INFRASTRUCTURE

Statement of Ordinary Expenditures For the year ended March 31, 2024

	Actuals FY 23/24	Budget Estimates FY 23/24
CORPORATE SERVICE DIVISION		
Executive Office		
Administration	6,939	21,800
Materials, Supplies, & Services	2,656	500
Salaries	453,951	420,200
Travel & Training	16,201	13,900
	479,747	456,400
Corporate Service Administration		
Administration	16,598	19,900
Equipment	1,112	500
Materials, Supplies, & Services	12,483	10,800
Professional Services	10,400	1,500
Salaries	154,500	289,700
Travel & Training	2,965	2,000
Grants	2,944,158	-
	3,142,216	324,400
TOTAL CORPORATE SERVICES DIVISION	3,621,963	780,800

	Actuals FY 23/24	Budget Estimates FY 23/24
INFRASTRUCTURE, POLICY, & PLANNING DIVISION		
Infrastructure		
Administration	57,556	86,400
Equipment	445	13,000
Materials, Supplies, & Services	3,971	13,200
Professional Services	98,231	395,000
Salaries	639,975	1,002,300
Travel & Training	367	18,700
Grants	102,949,597	131,563,900
	103,750,142	133,092,500
Planning		
Administration	6,360	16,200
Equipment	1,756	10,000
Materials, Supplies, & Services	447	2,500
Professional Services	-	210,000
Salaries	178,997	308,100
Travel & Training	8,987	24,000
	196,547	570,800
TOTAL INFRASTRUCTURE, POLICY, & PLANNING DIVISION	103,946,689	133,663,300

	Actuals FY 23/24	Budget Estimates FY 23/24
HIGHWAY SAFETY DIVISION		
Highway Safety Administration		
Administration	75,164	58,100
Equipment	1,735	900
Materials, Supplies, & Services	70,957	16,900
Professional Services	38,990	32,000
Salaries	193,784	194,800
Travel & Training	12,394	43,700
Grants	70,000	50,000
	463,024	396,400
Promotion Highway Safety		
Administration	604	1,000
Equipment	-	600
Materials, Supplies, & Services	36,363	18,400
Professional Services	-	500
Salaries	1,132,916	1,084,200
Travel & Training	36,197	2,500
	1,206,080	1,107,200
Registration & Licensing		
Administration	31,354	900
Equipment	-	4,000
Materials, Supplies, & Services	321,919	310,600
Salaries	1,083,930	1,188,600
Travel & Training	7,829	700
	1,445,032	1,504,800
Highway Scales		
Debt	2,070	-
Equipment	100,144	11,400
Materials, Supplies, & Services	6,788	24,200
Salaries	621,819	754,600
Travel & Training	738	1,000
	731,559	791,200
TOTAL HIGHWAY SAFETY DIVISION	3,845,695	3,799,600

	Actuals FY 23/24	Budget Estimates FY 23/24
LAND AND ENVIRONMENT DIVISION		
Environmental Management		
Administration	6,557	8,700
Equipment	107	2,000
Materials, Supplies, & Services	5,585	10,400
Professional Services	-	19,100
Salaries	647,243	759,900
Travel & Training	70,258	68,100
	729,750	868,200
Properties		
Administration	109,048	128,200
Equipment	272	1,500
Materials, Supplies, & Services	40,557	232,900
Professional Services	21,188	274,900
Salaries	828,555	1,089,600
Travel & Training	7,489	23,300
	1,007,109	1,750,400
Surveys		
Administration	3,720	7,800
Equipment	10,822	8,200
Materials, Supplies, & Services	6,222	12,800
Professional Services	645	3,000
Salaries	609,557	654,100
Travel & Training	1,410	8,000
	632,376	693,900
TOTAL LAND AND ENVIRONMENT DIVISION	2,369,235	3,312,500

	Actuals FY 23/24	Budget Estimates FY 23/24
HIGHWAY MAINTENANCE DIVISION		

Maintenance Administration - Director's Office

Administration	22,100	16,800
Equipment	1,133	-
Materials, Supplies, & Services	1,073	1,000
Professional Services	35,153	66,000
Salaries	357,721	341,700
Travel & Training	19,881	11,900
	437,061	437,400

Inventory Control

Administration	1,801	3,000
Equipment	3,849	-
Materials, Supplies, & Services	726,186	612,800
Professional Services	1,515	-
Salaries	551,357	524,400
Travel & Training	-	6,000
	1,284,708	1,146,200

Provincial Maintenance Road Program

Administration	25	-
Materials, Supplies, & Services	2,670,117	1,722,600
Professional Services	147,090	-
Travel & Training	445	-
	2,817,677	1,722,600

Maintenance Administration - Western Region

Administration	14,537	41,500
Equipment	868	600
Materials, Supplies, & Services	6,866	2,600
Salaries	569,846	565,100
Travel & Training	1,039	2,500
	593,156	612,300

Maintenance Administration - Eastern Region

Administration	24,572	52,200
Equipment	684	400
Materials, Supplies, & Services	3,930	700
Salaries	653,896	555,900
Travel & Training	1,487	3,200
	684,569	612,400

	Actuals FY 23/24	Budget Estimates FY 23/24
Maintenance Administration - Central Region		
Administration	6,708	65,200
Equipment	366	-
Materials, Supplies, & Services	8,769	600
Salaries	574,294	569,800
Travel & Training	30	800
	590,167	636,400

Summer Maintenance - Western Region		
Administration	275	-
Equipment	9,980	6,500
Materials, Supplies, & Services	3,130,998	1,759,600
Professional Services	72	-
Salaries	2,118,804	2,471,500
Travel & Training	48,718	63,400
	5,308,847	4,301,000

Summer Maintenance - Eastern Region		
Administration	1,396	-
Materials, Supplies, & Services	2,488,596	1,473,100
Professional Services	200	-
Salaries	2,007,318	2,237,100
Travel & Training	66,515	35,100
	4,564,025	3,745,300

Summer Maintenance - Central Region		
Administration	437	-
Equipment	408	-
Materials, Supplies, & Services	3,495,823	2,264,600
Salaries	2,221,197	2,920,400
Travel & Training	57,336	75,000
	5,775,201	5,260,000

Rails to Trails Maintenance		
Administration	948	3,400
Equipment	4,002	-
Materials, Supplies, & Services	562,319	426,900
Professional Services	18,250	-
Salaries	1,013,584	1,173,700
Travel & Training	21,085	23,000
	1,620,188	1,627,000

	Actuals FY 23/24	Budget Estimates FY 23/24
Winter Maintenance - Western Region		
Materials, Supplies, & Services	8,466,807	8,436,400
Professional Services	165	-
Salaries	460,864	454,400
Travel & Training	74	-
	8,927,910	8,890,800

Winter Maintenance - Eastern Region		
Debt	409	-
Materials, Supplies, & Services	5,264,645	4,862,600
Salaries	435,823	439,500
Travel & Training	1,831	4,000
	5,702,708	5,306,100

Winter Maintenance - Central Region		
Administration	592	-
Equipment	2,016	-
Materials, Supplies, & Services	10,105,146	8,595,000
Salaries	724,001	621,700
Travel & Training	4,176	-
	10,835,931	9,216,700

Mechanical - Charlottetown Garage - Direct		
Administration	2,205	16,900
Equipment	40,155	3,500
Materials, Supplies, & Services	3,023,282	2,771,300
Professional Services	610	4,100
Salaries	2,457,409	2,874,300
Travel & Training	55,227	132,900
	5,578,888	5,803,000

Mechanical - Charlottetown Garage - Indirect		
Administration	38,080	15,200
Equipment	11,619	12,400
Materials, Supplies, & Services	172,516	268,500
Professional Services	1,417	38,400
Salaries	597,363	669,500
Travel & Training	328,479	4,100
	1,149,474	1,008,100

	Actuals FY 23/24	Budget Estimates FY 23/24
Mechanical - Summerside Garage - Direct		
Administration	936	14,400
Equipment	2,792	5,500
Materials, Supplies, & Services	2,995,474	2,230,800
Professional Services	660	8,000
Salaries	2,435,117	2,555,100
Travel & Training	71,873	71,200
	5,506,852	4,885,000
Mechanical - Summerside Garage - Indirect		
Administration	9,189	17,800
Equipment	27,775	18,700
Materials, Supplies, & Services	6,827	15,000
Salaries	73,633	92,600
Travel & Training	1,742	5,400
	119,166	149,500
Mechanical - Bridgetown Garage - Indirect		
Administration	5,140	15,600
Equipment	221	2,100
Materials, Supplies, & Services	71,562	67,700
Professional Services	480	5,400
Salaries	319,675	310,100
Travel & Training	-	2,300
	397,078	403,200
Mechanical - Bridgetown Highway Garage - Direct		
Administration	467	-
Equipment	37,949	7,000
Materials, Supplies, & Services	1,856,492	1,472,100
Professional Services	480	3,200
Salaries	1,236,715	1,373,500
Travel & Training	45,832	130,900
	3,177,935	2,986,700

	Actuals FY 23/24	Budget Estimates FY 23/24
Mechanical - Operators- Western Region		
Administration	-	1,500
Materials, Supplies, & Services	14,186	14,000
Professional Services	765	-
Salaries	1,783,525	1,692,600
Travel & Training	16,311	18,700
	1,814,787	1,726,800
Mechanical - Operators - Eastern Region		
Administration	50	200
Materials, Supplies, & Services	21,213	28,000
Professional services	425	-
Salaries	1,554,299	1,510,700
Travel & Training	28,098	21,800
	1,604,085	1,560,700
Mechanical - Operators - Central Region		
Administration	-	3,800
Materials, Supplies, & Services	14,419	50,300
Professional Services	485	-
Salaries	2,047,247	2,777,000
Travel & Training	24,726	45,900
	2,086,877	2,877,000
TOTAL HIGHWAY MAINTENANCE DIVISION	70,577,290	64,914,200

	Actuals FY 23/24	Budget Estimates FY 23/24
PUBLIC WORKS AND PLANNING DIVISION		

Public Works Administration

Administration	214,802	21,100
Equipment	16,543	3,000
Materials, Supplies, & Services	100,580	199,000
Salaries	1,339,022	1,475,900
Travel & Training	38,336	33,500
	1,709,283	1,732,500

District Heating Plant

Materials, Supplies, & Services	1,406,369	1,662,200
	1,406,369	1,662,200

Building Maintenance Direct - Mona Wilson Building

Administration	28,042	12,000
Materials, Supplies, & Services	61,237	48,600
Professional Services	246	-
	89,525	60,600

Building Maintenance Direct - Shaw, Sullivan, & Jones Bldgs.

Administration	493,762	506,500
Equipment	17,694	2,000
Materials, Supplies, & Services	1,477,482	1,495,100
Professional Services	622,341	485,700
Salaries	1,366,223	1,450,800
Travel & Training	6,379	3,000
	3,983,881	3,943,100

Building Maintenance Direct - Province House

Administration	24,372	22,400
Materials, Supplies, & Services	1,940	105,200
Salaries	14	55,500
	26,326	183,100

Building Maintenance Direct - Province House Annex

Administration	8,542	8,700
Materials, Supplies, & Services	31,419	52,600
	39,961	61,300

	Actuals FY 23/24	Budget Estimates FY 23/24
Building Maintenance Direct - Government House		
Administration	19,316	23,300
Equipment	1,238	-
Materials, Supplies, & Services	150,975	122,200
Professional Services	1,623	-
Salaries	407,117	513,000
Travel & Training	-	1,500
	580,269	660,000
Building Maintenance Direct - Customs House		
Administration	9,687	9,700
Materials, Supplies, & Services	54,406	67,600
Professional Services	374	-
	64,467	77,300
Building Maintenance Direct - Coles Building		
Administration	43,438	44,200
Materials, Supplies, & Services	73,939	84,900
Professional Services	878	-
Salaries	(664)	81,100
	117,591	210,200
Building Maintenance Direct - Prince County Jail & Courthouse		
Administration	21,184	21,000
Equipment	250	-
Materials, Supplies, & Services	172,694	126,400
Salaries	-	57,100
	194,128	204,500
Building Maintenance Direct - Summerside Youth Centre		
Administration	91,879	93,900
Materials, Supplies, & Services	264,519	289,200
Professional Services	967	-
	357,365	383,100
Building Maintenance Direct - Provincial Correctional Centre		
Administration	67,651	42,200
Materials, Supplies, & Services	671,101	894,800
Salaries	-	66,900
	738,752	1,003,900

	Actuals FY 23/24	Budget Estimates FY 23/24
Building Maintenance Direct - Montague Office Complex		
Materials, Supplies, & Services	150,580	111,200
Professional Services	1,161	-
	151,741	111,200
Building Maintenance Direct - Southern Kings/Queens RSC		
Administration	5,299	5,300
Materials, Supplies, & Services	106,773	110,200
Professional Services	501	-
	112,573	115,500
Building Maintenance Direct - West Prince RSC		
Administration	6,977	8,400
Materials, Supplies, & Services	58,835	71,300
Professional Services	416	-
	66,228	79,700
Building Maintenance Direct - Prince Edward Home		
Materials, Supplies, & Services	6,350	44,100
	6,350	44,100
Building Maintenance Direct - Small Buildings		
Administration	42,605	-
Materials, Supplies, & Services	200,686	-
Professional Services	164,302	-
	407,593	-
Building Maintenance Direct - Access PEI Summerside		
Administration	48,522	52,600
Materials, Supplies, & Services	241,303	333,800
Professional Services	546	-
	290,371	386,400
Building Maintenance Direct - Highway Testing Lab		
Administration	96	-
Materials, Supplies, & Services	65,052	53,900
Professional Services	90	-
Salaries	23,131	39,000
	88,369	92,900

	Actuals FY 23/24	Budget Estimates FY 23/24
Building Maintenance Direct - Brighton Road Office Complex		
Administration	29,040	1,400
Materials, Supplies, & Services	94,644	39,000
Professional Services	416	-
Salaries	23,728	32,400
	147,828	72,800
Building Maintenance Direct - Holland College - Royalty Operations		
Administration	153,993	153,000
Materials, Supplies, & Services	452,911	403,600
Professional Services	1,080	-
	607,984	556,600
Building Maintenance Direct - Summerside Garage - Slemon Park		
Administration	5,934	26,000
Materials, Supplies, & Services	282,357	241,900
Professional Services	892	-
	289,183	267,900
Building Maintenance Direct - DTI Surplus Wearhouse		
Materials, Supplies, & Services	21,761	22,300
Professional Services	421	-
	22,182	22,300
Building Maintenance Direct - Kings County Courthouse		
Administration	2,088	3,600
Materials, Supplies, & Services	35,780	41,700
	37,868	45,300
Building Maintenance Direct - Scale Houses		
Administration	4,996	4,600
Materials, Supplies, & Services	113,495	71,200
Salaries	9,480	6,300
	127,971	82,100
Building Maintenance Direct - Environment Wearhouse		
Materials, Supplies, & Services	15,397	24,200
Professional Services	955	-
	16,352	24,200

	Actuals FY 23/24	Budget Estimates FY 23/24
Building Maintenance Direct - Acadian Museum		
Administration	3,082	5,000
Materials, Supplies, & Services	25,093	40,300
	28,175	45,300
Building Maintenance Direct - Basin Head Museum		
Administration	956	1,000
Materials, Supplies, & Services	24,724	73,500
	25,680	74,500
Building Maintenance Direct - Orwell Historic Village		
Administration	219	-
Materials, Supplies, & Services	26,166	38,500
Travel & Training	2,404	-
	28,789	38,500
Building Maintenance Direct - Yeo House		
Materials, Supplies, & Services	46,054	36,500
Travel & Training	1,379	-
	47,433	36,500
Building Maintenance Direct - MacPhail Homestead		
Administration	6	-
Materials, Supplies, & Services	16,927	45,300
Professional Services	450	-
	17,383	45,300
Building Maintenance Direct - Belmont Street Food Bank		
Materials, Supplies, & Services	22,195	35,500
	22,195	35,500
Building Maintenance Direct - Montague Food Bank		
Materials, Supplies, & Services	14,744	25,400
	14,744	25,400
Building Maintenance Direct - Tyne Valley Youth Centre		
Administration	2,679	2,700
Materials, Supplies, & Services	69,227	71,500
	71,906	74,200

	Actuals FY 23/24	Budget Estimates FY 23/24
Building Maintenance Direct - Lea Crane Building		
Administration	3,758	6,400
Materials, Supplies, & Services	30,492	45,800
Salaries	23,488	26,000
	57,738	78,200
Building Maintenance Direct - Potato Services Building - Kensington		
Administration	4,259	4,200
Materials, Supplies, & Services	61,664	53,200
Professional Services	846	-
	66,769	57,400
Building Maintenance Direct - Tignish Sign Shop		
Administration	2,535	2,500
Equipment	923	-
Materials, Supplies, & Services	37,904	41,800
	41,362	44,300
Building Maintenance Direct - Tignish Body Shop		
Administration	7,098	7,200
Materials, Supplies, & Services	67,345	73,000
Professional Services	246	-
	74,689	80,200
Building Maintenance Direct - Alma Field Office		
Materials, Supplies, & Services	44,885	35,200
Professional Services	479	-
	45,364	35,200
Tyne Valley Medical Centre		
Materials, Supplies, & Services	33,551	25,000
Professional Services	225	-
	33,776	25,000
Building Maintenance Direct - Brudenell Park		
Administration	112,292	112,300
Materials, Supplies, & Services	24,517	35,500
	136,809	147,800

	Actuals FY 23/24	Budget Estimates FY 23/24
Building Maintenance Direct - St. Eleanor's House		
Materials, Supplies, & Services	40,139	12,300
	40,139	12,300
Building Maintenance Direct - Forestry Office - Queens		
Administration	12,503	12,800
Debt	354	-
Materials, Supplies, & Services	20,496	25,600
Professional Services	575	-
	33,928	38,400
Building Maintenance Direct - Forestry Office - Prince		
Materials, Supplies, & Services	31,059	24,900
Salaries	5,912	6,300
	36,971	31,200
Building Maintenance Direct - Forestry Office - Kings		
Materials, Supplies, & Services	32,838	35,700
	32,838	35,700
Building Maintenance Direct - VIC - Cavendish		
Administration	706	1,000
Materials, Supplies, & Services	74,319	49,100
Salaries	19,385	28,900
	94,410	79,000
Building Maintenance Direct - Vet Clinic - O'Leary		
Materials, Supplies, & Services	44,024	48,600
	44,024	48,600
Building Maintenance Direct - Access PEI - Alberton		
Administration	2,221	2,300
Materials, Supplies, & Services	29,519	36,300
Professional Services	416	-
Salaries	6,119	-
	38,275	38,600

	Actuals FY 23/24	Budget Estimates FY 23/24
Building Maintenance Direct - Analytical Lab - Upton Road		
Administration	9,622	10,300
Materials, Supplies, & Services	342,701	343,900
Professional Services	1,150	-
	353,473	354,200
Building Maintenance Direct - Kensington Post Office		
Administration	5,769	6,000
Materials, Supplies, & Services	81,351	74,900
	87,120	80,900
Building Maintenance Direct - Murchison House		
Materials, Supplies, & Services	3,529	14,400
	3,529	14,400
Building Maintenance Direct - Queens County Highway Stores		
Administration	58,758	-
Materials, Supplies, & Services	320,192	186,200
Professional Services	1,136	-
	380,086	186,200
Building Maintenance Direct - Queens Wharf		
Administration	29,709	26,300
Materials, Supplies, & Services	73,347	81,500
	103,056	107,800
Building Maintenance Direct - New Pandemic Warehouse		
Equipment	-	10,000
Materials, Supplies, & Services	4,913	161,300
Professional Services	128	-
	5,041	171,300
Building Maintenance Direct - Georgetown Holy Trinity Church		
Materials, Supplies, & Services	1,354	-
	1,354	-

	Actuals FY 23/24	Budget Estimates FY 23/24
Building Accommodations - Small Lease		
Administration	2,741,288	2,918,800
Materials, Supplies, & Services	6,287	9,000
Professional Services	504	-
	2,748,079	2,927,800
Building Accommodations - Evangeline RSC		
Administration	67,654	67,800
Materials, Supplies, & Services	4,423	5,000
Professional Services	246	-
	72,323	72,800
Building Accommodations - Johnny Ross Young RSC		
Administration	266,287	285,000
Materials, Supplies, & Services	636	7,000
Professional Services	416	-
	267,339	292,000
Building Accommodations - Queens Region Health - Ellis Bros Bldg.		
Administration	1,038,755	1,103,700
Professional Services	513	-
	1,039,268	1,103,700
Building Accommodations - Health Agency Younker, Roch Building		
Administration	-	588,800
Materials, Supplies, & Services	8,317	400
Professional Services	5,940	-
	14,257	589,200
Building Accommodations - Provincial Library Morell		
Administration	247,007	253,000
Materials, Supplies, & Services	60	-
	247,067	253,000
Building Accommodations - St. Paul's Rectory		
Administration	31,529	27,300
Materials, Supplies, & Services	18,125	28,400
	49,654	55,700

	Actuals FY 23/24	Budget Estimates FY 23/24
Building Accommodations - E. Blanchard (Gordon Drive)		
Administration	104,983	135,000
Materials, Supplies, & Services	33,802	25,100
Professional Services	396	-
	139,181	160,100
Building Accommodations - Concorde Building		
Administration	140,732	178,700
	140,732	178,700
Building Accommodations - Davies Law Courts		
Administration	521,920	555,700
Equipment	15,384	-
Materials, Supplies, & Services	181,663	211,100
Professional Services	269,005	253,200
	987,972	1,020,000
Building Accommodations - Highway Safety Office		
Administration	195,627	205,300
Materials, Supplies, & Services	3,509	5,000
	199,136	210,300
Building Accommodations - Stonehouse Visitor Information Centre		
Administration	68,625	70,000
	68,625	70,000
Building Accommodations - Fisheries Warehouse		
Administration	48,188	46,400
Materials, Supplies, & Services	23,621	27,800
	71,809	74,200
Building Accommodations - Kelly Building - Courthouse		
Administration	167,385	200,000
Materials, Supplies, & Services	-	17,600
	167,385	217,600

	Actuals FY 23/24	Budget Estimates FY 23/24
Building Accommodations - Breckan Yates Building		
Administration	243,726	248,300
	243,726	248,300
Building Accommodations - SRDC 109 Water Street		
Administration	144,396	180,000
	144,396	180,000
Building Accommodations - Gateway Village VIC		
Administration	69,184	71,900
	69,184	71,900
Building Accommodations - Confederation Court Lease - EMO		
Administration	151,308	157,000
	151,308	157,000
Building Accommodations - Donald Bondy Building		
Administration	411,473	435,100
Materials, Supplies, & Services	50,444	31,800
Professional Services	446	-
	462,363	466,900
Building Accommodations - Hunter River Health Centre		
Administration	105,600	116,000
	105,600	116,000
Building Accommodations - Summerside Medical Centre		
Administration	403,125	421,700
	403,125	421,700
Building Accommodations - Polyclinic		
Administration	353,279	366,100
	353,279	366,100

	Actuals FY 23/24	Budget Estimates FY 23/24
Building Accommodations - Pharmtech - Friendly Pharmacy		
Administration	187,439	171,700
	187,439	171,700
Building Accommodations - Department of Fisheries - Montague		
Administration	273,950	343,800
Professional Services	1,285	
	275,235	343,800
Building Accommodations - Department of Education - Summerside		
Administration	1,016,123	1,093,800
Equipment	2,907	-
Materials, Supplies, & Services	60,648	44,200
	1,079,678	1,138,000
Building Accommodations - VIC - Mt. Pleasant		
Administration	16,000	22,300
Materials, Supplies, & Services	45	-
	16,045	22,300
Building Accommodations - VIC - Charlottetown Airport		
Administration	-	2,100
Materials, Supplies, & Services	-	7,300
	-	9,400
Building Accommodations - VIC - Wood Islands		
Administration	37,445	50,700
Materials, Supplies, & Services	17,884	900
Salaries	23,376	19,200
	78,705	70,800
Building Accommodations - Harbour Quay - Summerside		
Administration	25,908	16,800
Materials, Supplies, & Services	4,876	5,100
	30,784	21,900

	Actuals FY 23/24	Budget Estimates FY 23/24
Building Accommodations - Kensington Laundry		
Administration	62,651	62,100
Materials, Supplies, & Services	9,615	19,700
	72,266	81,800
Building Accommodations - Fire Arms Office - Charlottetown		
Administration	21,180	22,400
Materials, Supplies, & Services	6,754	8,300
	27,934	30,700
Building Accommodations - 75 Fitzroy Street		
Administration	42,698	42,700
	42,698	42,700
Building Accommodations - Records Centre Slemon Park		
Administration	152,297	155,000
Materials, Supplies, & Services	3,270	-
	155,567	155,000
Building Accommodations - Efficiency PEI		
Administration	70,727	69,400
Materials, Supplies, & Services	108	-
	70,835	69,400
Building Accommodations - 85 Fitzroy Street		
Administration	170,078	171,000
	170,078	171,000
Building Accommodations - The Mount		
Administration	306,969	655,000
Materials, Supplies, & Services	62,392	-
	369,361	655,000
Building Accommodations - Atlantic Technology Centre Provincial Archives		
Administration	85,200	95,000
	85,200	95,000

	Actuals FY 23/24	Budget Estimates FY 23/24
Building Accommodations - 500 Queen Street		
Administration	150,370	184,600
Materials, Supplies, & Services	17,027	-
	167,397	184,600
Building Accommodations - BDC Place Kent Street		
Administration	67,212	68,200
Materials, Supplies, & Services	95	-
	67,307	68,200
Building Accommodations - CADC Lowden Building		
Administration	90,625	86,000
Materials, Supplies, & Services	13,207	-
	103,832	86,000
Building Accommodations - Summerside Covid Clinic		
Administration	1,833	-
Materials, Supplies, & Services	(2,500)	-
	(667)	-
Building Accommodations - Charlottetown Library - Dominion Bldg.		
Administration	245,099	597,400
Materials, Supplies, & Services	86,188	-
Professional Services	78,975	-
	410,262	597,400
Building Accommodations - Stratford Collaborative Health Centre		
Administration	214,975	215,100
	214,975	215,100
Building Accommodations - School of Radiography - Stratford		
Administration	42,000	42,000
Materials, Supplies, & Services	4	-
	42,004	42,000
Building Accommodations - Bldg. 143 - Parkway Drive Slemon Park		
Administration	160,800	194,300
Materials, Supplies, & Services	28,730	-
	189,530	194,300

	Actuals FY 23/24	Budget Estimates FY 23/24
Building Accommodations - Horizon OSI Satellite Clinic, Stratford		
Administration	64,800	64,800
	64,800	64,800
Building Accommodations - JPS Clinical Services		
Administration	74,082	74,100
Materials, Supplies, & Services	9,476	9,000
Professional Services	104	300
	83,662	83,400
Building Accommodations - Slemon Park PCH Equipment Storage		
Administration	43,332	43,400
	43,332	43,400
Building Accommodations - Queen Street Health Center		
Administration	48,600	48,600
	48,600	48,600
Building Accommodations - Slemon Park Primary Care		
Administration	13,094	13,100
	13,094	13,100
Building Accommodations - CADC Pickard Building Legal Aid		
Administration	33,595	154,000
Materials, Supplies, & Services	2,769	-
	36,364	154,000
Building Accommodations - 149 Kent Street		
Administration	50,000	50,000
Materials, Supplies, & Services	10,003	7,500
	60,003	57,500
Building Accommodations - 80 Grafton St. - Office of the Auditor General		
Administration	123,462	184,000
Equipment	1,615	-
Materials, Supplies, & Services	5,769	16,000
	130,846	200,000

	Actuals FY 23/24	Budget Estimates FY 23/24
Building Accommodations - Royalty Crossing Suite 35 - Access PEI		
Administration	102,083	100,000
Materials, Supplies, & Services	14,933	-
	117,016	100,000
Building Accommodations - 164 North River Rd. - Family Ties		
Administration	42,790	42,800
Materials, Supplies, & Services	8,492	-
	51,282	42,800
Building Accommodations - 658 Water Street, Summerside		
Administration	34	-
	34	-
Building Accommodations - Skills PEI - Mill River		
Materials, Supplies, & Services	(710)	-
	(710)	-
Building Accommodations - Legal Aid - 133 Queen Street		
Administration	-	164,000
	-	164,000
Building Accommodations - St. Peters School		
Administration	17,250	-
	17,250	-
Building Accommodations - 1 Baley Drive, Montague		
Materials, Supplies, & Services	4,000	-
	4,000	-
Director's Office		
Administration	8,704	12,000
Equipment	4,628	-
Materials, Supplies, & Services	38,126	5,100
Professional Services	118,275	110,000
Salaries	280,714	298,900
Travel & Training	757	12,900
	451,204	438,900

	Actuals FY 23/24	Budget Estimates FY 23/24
Building Construction		
Administration	1,902	200
Materials, Supplies, & Services	1,636	1,400
Salaries	254,324	335,900
Travel & Training	3,907	23,200
	261,769	360,700
Building Design		
Administration	9,049	-
Equipment	2,964	-
Materials, Supplies, & Services	3,517	-
Salaries	822,034	962,000
Travel & Training	53,679	9,900
	891,243	971,900
TOTAL PUBLIC WORKS AND PLANNING DIVISION	27,923,628	30,586,900

	Actuals FY 23/24	Budget Estimates FY 23/24
CAPITAL PROJECTS DIVISION		

Traffic Operations Management

Administration	3,649	6,100
Equipment	6,368	1,000
Materials, Supplies, & Services	9,590	13,600
Professional Services	2,800	1,300
Salaries	592,638	530,400
Travel & Training	24,517	16,400
	639,562	568,800

Traffic Operations - Western Region

Administration	2,538	4,400
Equipment	62,685	1,300
Materials, Supplies, & Services	182,405	348,600
Professional Services	50	2,200
Salaries	856,739	633,700
Travel & Training	32,604	8,700
	1,137,021	998,900

Traffic Operations - Central Region

Administration	9,410	14,400
Equipment	2,231	5,000
Materials, Supplies, & Services	1,411,276	809,200
Professional Services	338	400
Salaries	1,177,551	1,232,500
Travel & Training	24,338	23,000
	2,625,144	2,084,500

Sign Shop

Administration	207	5,700
Materials, Supplies, & Services	154,680	150,700
Professional Services	-	3,600
Salaries	300,374	241,700
Travel & Training	353	1,000
	455,614	402,700

	Actuals FY 23/24	Budget Estimates FY 23/24
Chief Engineer's Office		
Administration	32,872	24,900
Equipment	-	800
Materials, Supplies, & Services	44,003	500
Professional Services	7,777	39,500
Salaries	267,465	291,600
Travel & Training	33,575	9,800
	385,692	367,100
Eastern Region		
Administration	7,445	21,300
Equipment	2,403	10,400
Materials, Supplies, & Services	44,662	13,600
Professional Services	20,406	2,000
Salaries	1,063,467	997,500
Travel & Training	6,393	19,800
	1,144,776	1,064,600
Western Region		
Administration	11,515	31,000
Equipment	825	16,700
Materials, Supplies, & Services	55,113	21,800
Professional Services	1,985	500
Salaries	901,991	999,600
Travel & Training	11,358	14,900
	982,787	1,084,500
Engineering Services Operations		
Administration	1,185	1,000
Equipment	16	900
Materials, Supplies, & Services	987	600
Salaries	290,057	261,500
Travel & Training	14,505	6,400
	306,750	270,400
Highway Enhancement		
Salaries	417,589	119,400
	417,589	119,400

	Actuals FY 23/24	Budget Estimates FY 23/24
Bridge Maintenance Operations		
Administration	1,078	5,200
Materials, Supplies, & Services	4,765,584	1,964,500
Professional Services	580,521	420,000
Salaries	519,558	599,900
Travel & Training	35,250	9,600
	5,901,991	2,999,200
Highway Design		
Administration	6,331	9,000
Equipment	720	500
Materials, Supplies, & Services	3,260	5,500
Professional Services	-	4,800
Salaries	757,802	823,000
Travel & Training	19,708	10,300
	787,821	853,100
Materials Testing Lab		
Administration	22,407	12,400
Equipment	20,402	23,800
Materials, Supplies, & Services	27,656	9,700
Professional Services	7,754	5,000
Salaries	1,369,772	1,468,900
Travel & Training	26,410	23,400
	1,474,401	1,543,200
TOTAL CAPITAL PROJECTS DIVISION	16,259,148	12,356,400

	Actuals FY 23/24	Budget Estimates FY 23/24
SEVICE PEI		
Division Management		
Administration	26,530	13,200
Debt	7,451	-
Equipment	47,204	-
Materials, Supplies, & Services	102,433	4,000
Professional Services	45,180	59,500
Salaries	458,441	303,000
Travel & Training	17,000	22,700
	704,239	402,400
Summerside Access PEI		
Administration	2,984	12,700
Debt	8,214	6,500
Equipment	3,295	1,200
Materials, Supplies, & Services	5,105	4,400
Salaries	627,118	637,100
Travel & Training	5,068	2,900
	651,784	664,800
Souris Access PEI		
Administration	5,330	10,500
Debt	707	-
Equipment	1,857	900
Materials, Supplies, & Services	1,408	3,500
Salaries	369,377	349,900
Travel & Training	2,898	4,700
	381,577	369,500
West Prince Access Centres		
Administration	7,634	16,600
Debt	2,854	700
Equipment	2,091	1,300
Materials, Supplies, & Services	1,596	4,600
Salaries	545,282	595,700
Travel & Training	11,293	8,700
	570,750	627,600

	Actuals FY 23/24	Budget Estimates FY 23/24
Montague Access PEI		
Administration	13,174	13,800
Debt	2,087	1,000
Equipment	5,748	700
Materials, Supplies, & Services	3,382	4,800
Salaries	360,934	319,200
Travel & Training	3,453	2,800
	388,778	342,300
Wellington Access PEI		
Administration	1,929	6,300
Debt	60	200
Equipment	731	-
Materials, Supplies, & Services	794	4,000
Salaries	84,260	132,000
Travel & Training	2,605	500
	90,379	143,000
Royalty Crossing Access PEI		
Administration	8,924	12,000
Debt	7,260	-
Equipment	6,612	-
Materials, Supplies, & Services	7,571	4,000
Professional Services	431	-
Salaries	292,416	-
Travel & Training	4,833	-
	328,047	16,000
Riverside Drive Access PEI		
Administration	14,078	15,100
Debt	1,004	-
Equipment	2,429	1,100
Materials, Supplies, & Services	8,314	4,800
Professional Services	240	100
Salaries	863,052	912,300
Travel & Training	676	800
	889,793	934,200

	Actuals FY 23/24	Budget Estimates FY 23/24
Contact PEI		
Administration	5,079	15,000
Equipment	350	-
Materials, Supplies, & Services	8,963	34,700
Professional Services	480	23,300
Salaries	426,170	480,400
Travel & Training	3,387	7,000
	444,429	560,400
Service Experience		
Equipment	6,398	-
Materials, Supplies, & Services	780	18,600
Professional Services	-	50,000
Salaries	725,173	699,300
Travel & Training	6,071	20,000
	738,422	787,900
TOTAL SERVICE PEI	5,188,198	4,848,100
TOTAL DEPARTMENT OF TRANSPORTATION AND INFRASTRUCTURE	233,731,846	254,261,800

Transportation and Infrastructure
CAPITAL EXPENDITURES
Year Ending March 31, 2024

BRIDGES

Eastern Region

Ross' Road Bridge Replacement K5-030	16,250
Souris West Lower Rollo Bay Road Structure Replacement- DFAA Fiona K1-051	24,902

Total Eastern Region	41,152
-----------------------------	---------------

Central Region

French Village Bridge Replacement Q3-047 DFAA	109,297
Old Princetown Road Structure Replacement Q1-082	15,261
Mount Buchanan Point Prim Road Structure Replacement Q4-023	641,622
West River Bridge Q2-089	39,080
Clyde Road Bridge Replacement Q1-094	15,264

Total Central Region	820,524
-----------------------------	----------------

Western Region

Darnley Bridge Causeway Repairs DFAA P3-010	311
Abrams Village Structure Rehabilitation DFAA P3-029	1,663
Coughlin Road Bridge Replacement P1-093	276,576
North Enmore Bridge Replacement P2-038	2,400
Haywood Road Bridge Replacement P1-144	15,563
Alaska Bridge Replacement P2-029	26,722
Middleton Road Structure Replacement P4-041	589,627
Bedeque Bridge Replacement P4-006	344,025
Victoria West Structure Replacement Route 11 P2-033	1,148,432
Doyles Bridge Replacement P1-036	11,680

Total Western Region	2,417,000
-----------------------------	------------------

TOTAL BRIDGES	3,278,676
----------------------	------------------

HIGHWAY RECONSTRUCTION

Aintree Drive Connections-Stratford	41,845
Land Purchases - Eastern Region	90,134
Land Purchases - Western Region	473,319
Route 2 Tracadie Cross Left Turn Lane	875,089
Blockhouse Road Rocky point	148,000
Strang Road - St. Nicholas (Chipped Tires)	1,100,184
Deacon Grove Lane - Phase II	49,014
Pooles Corner - Car Pool Parking Lot	15,698
Orwell Car Pool Parking	85,856
Route 2 - Greenvale/Hunter River	789,307
Grey's Road - Wood Islands	1,526,577
Stratford Community Campus	219,553
Poole Road- Roseneath	485,898
Cardigan Parking Lot	27,500
Cousins Shore Road - Park Corner	192,138
Route 16 Chepstow	2,038,761
Route 4- Brudenell (Left Turn Lane)	33,168
Grain Elevator Parking Lot Expansion - Elmsdale	69,609

TOTAL HIGHWAY RECONSTRUCTION	8,261,649
-------------------------------------	------------------

PROVINCIAL PAVING

Project #14 Asphalt Resurfacing	600,078
Project #16 Asphalt Resurfacing	657,919
Project #17 Asphalt Resurfacing	996,976
Project #20 Asphalt Resurfacing	395,020
Project #24 Asphalt Resurfacing	619,645
Project #26 Asphalt Resurfacing	588,387

Project #28 Asphalt Resurfacing	295,864	
Project #29 Asphalt Resurfacing	478,475	
Project #30 Asphalt Resurfacing	1,043,141	
Project #35 Asphalt Resurfacing	535,878	
Project #38 Asphalt Resurfacing	755,113	
Project #43 Asphalt Resurfacing	834,571	
Project #47 Asphalt Resurfacing	567,027	
Project #48 Asphalt Resurfacing	615,029	
Project #49 Asphalt Resurfacing	499,620	
Project #50 Asphalt Resurfacing	190,818	
Project #51 Asphalt Resurfacing	580,501	
Total Regional		10,254,061
Provincial Paving - Cost Shared		
Provincial Paving -New Build Canada Fund	618,303	
Provincial Paving - Investing in Canada Infrastructure Program	13,487,344	
Total Provincial Paving Cost Shared		14,105,647
TOTAL PROVINCIAL PAVING		24,359,708
COST SHARED PROJECTS		
Canada Community Building Fund		
Jessie Street - Cornwall	(13,972)	
Route 152 & 153 - Montrose	16,952	
Route 6 Cavendish -Active Transportation Trail	61,002	
Route 2 Rollo Bay	465,077	
Route 2 - Charlottetown - Malpeque Road (Left Turn Lanes)	424,998	
Route 1 Bonshaw (Left Turn Lanes)	1,622,794	
Route 2 Souris Causeway (Left Turn Lane)	458,042	
Rink Road Tyne Valley	581,870	
Route 4 Albion Cross	634,167	
Wilfred Street - Miscouche - Active Transportation Trail	271,561	
Route 2 Charlottetown	1,043,458	
Mount Stewart Storm System	223,510	
Route 13-Crapaud	961,131	
Total Canada Community Building Fund		6,750,590
Investing in Canada Infrastructure Program		
Skinnners Pond Route 14 Structure Replacement P1-097	6,336	
Prince Edward Home Active Transportation Trail-Charlottetown	9,068	
Route 12 & 172 Cascumpec	22,408	
Warren Grove Road Structure Replacement Q2-046	828,290	
Abegweit Connects Route 2 Upgrades	1,278,441	
Route 20 Hamilton/Baltic	1,279,835	
Route 6 & Route 238 New London	1,245,450	
Route 16 - Red Point	1,687,019	
Breakwater Street Souris	118,492	
Total Investing in Canada Infrastructure Program		6,475,339
New Build Canada Fund		
Rustico Bridge Replacement Q2-024	6,075,410	
Bayview Bridge Replacement Q1-002	2,611,676	
Bridgetown Bridge Replacement K3-008	72,677	
Cain's Bridge Replacement P1-003	81,539	
Route 2 East Royalty Roundabouts	38,929	
Route 27 Cornwall	30,230	
Hillborough Bridge Painting Project Q5-005	197,663	
Route 1 Desable/Green Road	2,555	
Route 2 - Kensington	21,524	
Route 1 Grafton/Riverside Drive Roundabout	208,073	

Route 22 & 210 Victoria Cross Roundabout	3,128,111	
Route 2 West Devon/Carleton/Woodstock	1,658,413	
Route 12 Ellerslie-Bideford	898,809	
Route 13 Mayfield	728,486	
Route 2 Dunstaffnage	1,203,998	
Route 2 Morell East	1,447,179	
Route 2 Saint Peters	930,743	
Route 2 - Richmond	956,269	
Route 4 - Bridgetown	1,989,468	
Saint Nicholas Bridge P3-012	14,625	
Saint Nicholas Bridge P3-013	11,975	
Charlottetown Perimeter Highway & Saint Peters Road Intersection	27,500	
Route 1 Stratford Roundabout	40,285	
Bunbury / Hopeton Road and Rankin Drive	5,125	
Total New Build Canada Fund	22,381,263	
Other Cost Shared Projects		
Panmure Island	234,554	
Jacques Cartier Shoreline Protection - Central Kildare	319,685	
West Point Off Shore Reefs	1,101,772	
MacMillian Point Rd Shoreline Protection	121,554	
South Road Shore Protection - Bay Fortune	446,657	
Total Other Cost Shared Projects	2,224,222	
TOTAL COST SHARED PROJECTS	37,831,414	
OTHER		
Electric Vehicle Charging Stations - Networked Level 2	16,900	
Equipment & Machinery Purchases	86,431	
Electric Vehicles	373,579	
Highway Equipment	3,576,029	
Vehicle Purchases	2,442,337	
Emergency Preparedness	2,190,183	
TOTAL OTHER	8,685,459	
TOTAL HIGHWAYS CAPITAL		82,416,907
BUILDINGS CAPITAL		
Building Renovations		
Storage Building Improvements Slemon Park	73,049	
Province House Upgrades	66,977	
Auditor General Office 80 Grafton Street Leasehold Improvements	244,040	
Georgetown Court House Roof Replacement	106,484	
Holy Trinity United Church Georgetown	511,146	
Heating Controls upgrades - Shaw and Sullivan Buildings	67,225	
Bridge Yard Expansion Brackley Depot	205,220	
Summerside Youth Centre Asphalt Sidewalk Replacement	38,280	
Access O'Leary Ventilation Upgrades	20,271	
Sullivan Building 5th Floor Renovation	2,630,045	
Forestry Offices Kings County Heatpump & Installation	43,104	
Forestry Offices Prince County Heatpump & Installation	36,841	
Kensington Potato Services Exterior Painting	22,600	
Basin Head Fisheries Museum Exterior Painting	55,180	
Alma Field Office New Metal Roof	70,451	
Sullivan Building Stairwell	1,974,493	
Bridgetown Depot- upgrades	8,245,587	
Saint Eleanor House Roof Replacement	39,583	
Tiginish Paint Shop Painting	21,500	
Government House Garage Roof	103,144	
Tyne Valley Fire Alarm Upgrades	16,905	
TOTAL BUILDING RENOVATIONS	14,592,122	

New Building Construction		
West Prince Community Health Centre	<u>2,038,702</u>	
TOTAL NEW BUILDING CONSTRUCTION		<u>2,038,702</u>
Land Purchases	<u>4,254,767</u>	
TOTAL LAND PURCHASES		<u>4,254,767</u>
TOTAL BUILDINGS		<u>20,885,591</u>
TOTAL DEPARTMENT OF TRANSPORTATION and INFRASTRUCTURE		<u>103,302,498</u>

